

Remote Learning

Year 3 Remote Learning

Time frame: week beginning 22.02.21


We are so sorry you are unable to be at school. Whilst you stay at home, we want you to keep learning, so please complete the following work I have set for you.

- **Your zoom link to all lessons:**
- Look at the work for the correct day of the week for maths, English and the wider curriculum. Our home learning provision each day includes the following: one maths lesson, one English lesson and one wider curriculum lesson.
- The maths learning will always be based on the Maths No Problem lesson the class is doing. **Please ensure you have signed up to the parent guide for Maths No Problem.**
- **Please ensure you upload your work onto Seesaw – it is important that the class teacher can see all the fantastic learning you are doing at home.**




--	--

Wake Up Shake Up 8.30-9.00am	'Wake Up, Shake Up' - Live Fun Fitness Sessions with Mr Bartlett and your schoolmates on Mondays, Tuesdays, Wednesdays and Fridays at 8.30-9.00am. Start your day right with a fun fitness session and challenges with Mr Bartlett and your schoolmates! What better way to move your body, laugh with your friends and feel great for the rest of the day! They are open to all pupils and families at Belleville Wix, no matter your age. You may even spot a few of your teachers getting involved! Daily exercise has the power to improve your health, fitness and learning. Why not give it a go?!				
Registration 10.00-10.05am	<ul style="list-style-type: none"> • Be dressed in your uniform • Have your resources to hand • Registration • Home learning for the day explained 				
Maths 10.05-10.30am	<ul style="list-style-type: none"> • Teacher to teach the maths concept – up to 20 minutes. • Pupils sent off to complete their work independently. • Some pupils may stay on with teacher to discuss further. 				
English 12.00-12.30pm	<ul style="list-style-type: none"> • Teacher to teach the English concept – up to 20 minutes. • Pupils to complete their work independently. • Some pupils may stay on with teacher to discuss further. 				
Curriculum When you have completed Maths and English 1.30pm-2.30pm	<ul style="list-style-type: none"> • Pupils to complete the curriculum work in the home learning document. • Pupils to post their work on Seesaw to be marked by the teacher. • During this time, pupils to have lunch and take some exercise. 				
Afternoon Registration 2.30pm-3pm	<ul style="list-style-type: none"> • Whole class reading session. • Pupils to share their work and say goodbye for the day. 				
Links to Days	Monday	Tuesday	Wednesday	Thursday	Friday
Resources	Monday	Tuesday	Wednesday	Thursday	Friday


	Monday
Maths	Chapter 8 Money : Lesson 6 , Worksheet 6 Adding Money Support: Questions: 1 - a, b and c 3- a Column addition reminder Number bond method (up to 4 minutes and 43 seconds)  Deepening:

	<p>£2 and 60p + ? = £5</p> <p>Show and explain as many different methods as you can to find the missing part.</p>
English	<p>Make inferences</p> <ul style="list-style-type: none"> • Think – <i>Have you ever been to a library? What do you do there? What are libraries like? What do you enjoy about going to a library?</i> • Watch a teacher reading the beginning of <i>Luna Loves Library Day</i> by Joseph Coelho here. • Think – <i>What is library day? Why does Luna love it so much?</i> • Think – <i>What is meant by 'his head in a book'? What does this tell you about Dad?</i> • Watch a teacher reading the next few pages of <i>Luna Loves Library Day</i> here. • Think – <i>What kinds of books are they reading? What does the history book tell you about Dad? What does the history book tell you about libraries?</i> • Watch a teacher reading the next part of <i>Luna Loves Library Day</i> here. • Think – <i>Why do you think <i>The Troll King and the Mermaid Queen</i> means so much to Luna and her Dad? What similarities can you spot between the story and their real-life?</i> • Watch a teacher reading the end of <i>Luna Loves Library Day</i> here. • Look at the picture of the library. • Write a list of reasons why libraries are such important and special places. Use reasons from the story, clues in the picture and your own knowledge about libraries to help you. <p>Support: Read along with <i>Luna Loves Library Day</i></p> <p>Deepening: What evidence is there in the text that the library is a very important place?</p>
Curriculum Science	<p>What is light?</p> <ul style="list-style-type: none"> • What do you know, what questions do you have about light and dark? • Complete the KWL table below or make a voice note of what you know and what your questions are. • Watch the lesson introduction about What is light? <p>Complete the activities set out in the lesson.</p>
Daily Tasks	<ul style="list-style-type: none"> - Practise your spellings to learn for the week. Look up the meaning. Write the spelling in a sentence.

	<ul style="list-style-type: none"> - Continue to read the book you are reading at home every day for at least 20 mins with an adult. You should also use your Bug Club account to read with an adult.
--	--

	Tuesday
Maths	<p>Textbook 3B, Chapter 8: Money, Lesson 7: Adding Money</p> <p>Support: Questions 1 a, 2 a, b and d Coins and notes reminder (up to 10 minutes and 14 seconds) Column addition reminder</p> <p> Deepening: Write instructions for how to solve £12 and 70p + £3 and 50p. Use diagrams, explanations and examples to help you explain.</p>
English	<p>Persuasive techniques</p> <ul style="list-style-type: none"> • Sadly, lots of libraries around the country have been closed and more are in danger of closing. • Read these figures about the number of libraries that have been closed. • This week, you are going to write a persuasive letter to the Prime Minister, Boris Johnson, persuading him not to close libraries. • Think – <i>How would you persuade Boris Johnson not to close libraries? What would you say to him?</i> • Watch the lesson video on using these persuasive techniques: emotive language, rhetorical questions, flattery and tripling. • Read the model letter or watch a teacher reading it here. • Think – <i>What is the audience for this letter? What is its purpose?</i> • Think – <i>What are the features of persuasive writing?</i> • Read the highlighted model letter and create a key for the highlighted persuasive techniques. <p>Check your answers using this resource.</p> <p>Support: Use the definitions and examples of persuasive language techniques to help you with your key.</p>

	Deepening: Begin to list your reasons on why you think it is important for libraries to remain open.
Curriculum Geography	Where does fruit grow? <ul style="list-style-type: none"> • Watch this lesson video (up to 9 mins) 'Where does our food come from?' and complete the activities as suggested. • On an interactive World map called Mapchart – locate and label the country where your fruits were grown. <p>Challenge: My friend says: 'Pineapples cannot be grown in the UK'. Find out more and explain how you would answer them</p>
Daily Tasks	<ul style="list-style-type: none"> - Practise your spellings to learn for the week. Look up the meaning. Write the spelling in a sentence. - Continue to read the book you are reading at home every day for at least 20 mins with an adult. You should also use your Bug Club account to read with an adult.


	Wednesday
Maths	Textbook 3B, Chapter 8: Money, Lesson 8: Subtracting Money
	Support: Questions 1a and b, 2b and c Learn the strategy
	 Deepening: 1. Take five coins: 1p, 2p, 5p, 10p and 20p. Put them in a row using these clues. The total of the first three coins is 27p. The total of the last three coins is 31p. The last coin is double the value of the first coin. 2. Take six coins: two 1p, two 2p and two 5p. Put them in a row using these clues. Between the two 1p coins, there is one coin. Between the two 2p coins, there are two coins. Between the two 5p coins, there are three coins.

	What if you take two 10p coins as well, and between them there are four coins?
English	Persuasive letter <ul style="list-style-type: none"> • Think – <i>What is a paragraph? What is the purpose of a topic sentence?</i> • Look at the TiP ToP poster to help you. • Watch the lesson video on paragraphs, topic sentences and details. • Look at the planning format. • Watch the lesson video on planning a persuasive letter, including the introduction and conclusion. Plan your persuasive letter using the planning format .
	Support:. See support plan
	Deepening: Can you think of any rhetorical questions that you could use to persuade Boris Johnson to keep the libraries open?
Curriculum Science	How can we see objects? <ul style="list-style-type: none"> • Complete the quiz and watch the lesson How can we see objects? • Complete the activities set out in the lesson. Share your diagram of how you see objects with your teacher.
Daily Tasks	<ul style="list-style-type: none"> - Practise your spellings to learn for the week. Look up the meaning. Write the spelling in a sentence. - Continue to read the book you are reading at home every day for at least 20 mins with an adult. You should also use your Bug Club account to read with an adult.

	Thursday
Maths	Textbook 3B, Chapter 8: Money, Lesson 9: Subtracting Money
	Support: Questions 1a, 2a and c Learn the strategy

	<p>Deepening activity</p> <p>In a shop, a sandwich costs £3 and 85p. Takeaway fish and chips costs £6 and 45p. A bowl costs £7 and 15p. A plate costs £8 and 85p. A child's calculator costs £9 and 90p. A scientific calculator costs £25 and 60p.</p> <p>Amira went to the shops with £35 and 30p and left with £11 and 80p. What did she buy?</p>
English	<p>Persuasive letter</p> <ul style="list-style-type: none"> • Think – <i>What are you writing this week? Why are you writing it? Who are you writing for? What writing techniques will help you persuade?</i> • Watch the lesson video on writing a persuasive letter. • Write a letter to Boris Johnson persuading him not to close libraries. • Remember to use paragraphs to structure your letter. • Remember to use emotive language, rhetorical questions, tripling and flattery to persuade. <p>Improve your writing using CUPS from the CUPS and ARMS poster.</p> <p>Support: Use these sentences starters to support your writing.</p> <p>Deepening: Use rhetorical questions directed at the reader in your writing.</p>
Curriculum PE	Miss Stuart will post the link to the PE recorded lesson in the week to seesaw.
Daily Tasks	<ul style="list-style-type: none"> - Practise your spellings to learn for the week. Look up the meaning. Write the spelling in a sentence. - Continue to read the book you are reading at home every day for at least 20 mins with an adult. You should also use your Bug Club account to read with an adult.

	Friday
Maths	<p>Textbook 3B, Chapter 8: Money, Lesson 10:</p> <p>Support: Questions: 1 a, 2 a,b and c.</p>

	<p>https://classroom.thenational.academy/lessons/adding-money-in-different-ways-60w3jt?step=2&activity=video</p> <p> Deepening:</p> <p>Max is buying ingredients to bake a cake.</p> <p>He uses these quantities to make his cake: 400g butter, 2 eggs, 400g sugar, 400g flour, 50g cocoa and one pack of sprinkles.</p> <table border="1"> <tbody> <tr> <td>400 g butter</td><td>£1 and 75</td></tr> <tr> <td>1 egg</td><td>20p</td></tr> <tr> <td>100 g sugar</td><td>35p</td></tr> <tr> <td>100 g flour</td><td>26p</td></tr> <tr> <td>100 g cocoa</td><td>£1 and 80</td></tr> <tr> <td>1 pack of sprinkles</td><td>87p</td></tr> </tbody> </table> <p>He just buys the amount of each ingredient he needs.</p> <p>How much change from £10 would Max get?</p>	400 g butter	£1 and 75	1 egg	20p	100 g sugar	35p	100 g flour	26p	100 g cocoa	£1 and 80	1 pack of sprinkles	87p
400 g butter	£1 and 75												
1 egg	20p												
100 g sugar	35p												
100 g flour	26p												
100 g cocoa	£1 and 80												
1 pack of sprinkles	87p												
English	<p>Improve and publish a persuasive letter</p> <ul style="list-style-type: none"> • Think – <i>Who is the audience for your letter? What is its purpose? What techniques should we use to persuade?</i> • Watch the lesson video on revising your letter using ARMS. • Improve your persuasive letter using ARMS from the CUPS and ARMS poster. • Publish your letter onto lined paper. <p>Look at the model letter to remind yourself of how the letter should be laid out..</p> <p>Support: Use this video to help you with your handwriting.</p> <p>Deepening: Evaluate which version of your writing would be best present. Can you think of other ways in which you could present you letter?</p>												
Curriculum Music	<p>Miss Stuart will post the link to the Music recorded lesson in the week to seesaw.</p>												


Daily Tasks	<ul style="list-style-type: none"> - Practise your spellings to learn for the week. Look up the meaning. Write the spelling in a sentence. - Continue to read the book you are reading at home every day for at least 20 mins with an adult. You should also use your Bug Club account to read with an adult.
-------------	---

Reading	
Continue to read the book you are reading at home every day for at least 20 mins with an adult. You should also use your Bug Club account to read with an adult.	
Grammar and Spelling	
<p>Ask an adult to test you on your spellings to learn for the week. Look up the meaning. Write the spelling in a sentence. Practice these for 15 minutes each day. Your spellings to learn are:</p> <p>won't shouldn't wouldn't couldn't</p> <p>group guard heard heart height history</p>	
Wider Curriculum	
PSHE	<p>Safer Internet Week – Why is it important to speak to someone when we are worried about something online?</p> <ul style="list-style-type: none"> • Think - Why is it important to speak to someone when we are worried about something online? • Read the scenarios on the activity below and think about how each one would make the person feel. <p>Choose one of the scenarios and think of advice that you could give them. What could they do in their situation? Explain your answer.</p>

Resources

Monday Resources

English: Library Picture



Curriculum:

Science: KWL Table

What do I know? Light, dark, shadows

K now What I know or think now	W hat What do I want to find out? What questions do I have?	L earn What have I learned?

Tuesday Resources

English-

English: Statistics on Libraries Closing

- *The Guardian* reported in December 2019 that Britain has closed almost 800 libraries since 2010, and more are under threat.
- In December 2010, there were 4,356 libraries in the UK, but by December 2019, there were just 3,583 left.
- In September 2020, *The Independent* reported that hundreds of libraries across the UK could be closed amid the economic devastation brought by coronavirus.

English: Model Letter

Belleville Primary School
Belleville Road
SW11 6PR

Thursday 25th February 2021

The Prime Minister
10 Downing Street
SW1A 2AL

Dear Prime Minister,

Libraries are incredibly treasured, welcoming and important places. I am sure you are aware that many libraries in the UK are currently under threat. In the last 10 years, nearly 800 libraries have closed in the UK and I believe that it is deeply unfair.

Libraries give free access to a huge range of books suitable for all ages. This encourages a love of reading and lifelong learning. Not everyone is able to access these books at home so this ensures that everyone can read, discuss the books and enjoy themselves. Don't you want everyone to have the same opportunities?

Additionally, libraries give internet access. The internet is crucial for many reasons such as being able to apply for jobs, organise finances and stay in touch with family and friends. You are a compassionate and responsible Prime Minister so I know that you will want all people to have internet access. Many people do not have internet access at home but at libraries, people can use computers, photocopiers or printers when they need to.

Another reason why libraries are so important is because they support members of the community. Many libraries organise events such as story-times, 'tea and chat' groups and baby groups. If you saved libraries, you would go down in history as a friend of the community. Wouldn't this be in the national and your interests?

I am sure you are as outraged as I am that libraries are being closed. They must remain open. Libraries are essential and cherished places in our communities.

Yours faithfully,

Edward Hutchinson

English: Model Letter Highlighted

Identify the persuasive techniques highlighted in the model letter.

Persuasive Technique	Colour
Emotive language	
Rhetorical question	
Flattery	
Tripling	

Belleville Primary School
Belleville Road
SW11 6PR

Thursday 25th February 2021

The Prime Minister
10 Downing Street
SW1A 2AL

Dear Prime Minister,

Libraries are incredibly treasured, welcoming and important places. I am sure you are aware that many libraries in the UK are currently under threat. In the last 10 years, nearly 800 libraries have closed in the UK and I believe that it is deeply unfair.

Libraries give free access to a huge range of books suitable for all ages. This encourages a love of reading and lifelong learning. Not everyone is able to access these books at home so this ensures

that everyone can read, discuss the books and enjoy themselves. Don't you want everyone to have the same opportunities?

Additionally, libraries give internet access. The internet is crucial for many reasons such as being able to apply for jobs, organise finances and stay in touch with family and friends. You are a compassionate and responsible Prime Minister so I know that you will want all people to have internet access. Many people do not have internet access at home but at libraries, people can use computers, photocopiers or printers when they need to.

Another reason why libraries are so important is because they support members of the community. Many libraries organise events such as story-times, 'tea and chat' groups and baby groups. If you saved libraries, you would go down in history as a friend of the community. Wouldn't this be in the national and your interests?

I am sure you are as outraged as I am that libraries are being closed. They must remain open. Libraries are essential and cherished places in our communities.

Yours faithfully,

Edward Hutchinson

Tuesday Support

Use these definitions and examples of persuasive writing techniques to help you to identify them in the letter.

Emotive language: words which describe how we are feeling, or how we think others feel. e.g. you must be angry to know that libraries might be closing.

Rhetorical questions: Questions that are directed at the reader but do not require an answer e.g. How would you feel if you couldn't read your favourite book?

Flattery: To try to please someone by giving them a lot of praise e.g. you are the best Prime Minister that we have ever had.

Tripling: Using three reasons in a row e.g. Books are interesting (1), useful (2) and exciting (3) .

English: Answers

Persuasive Technique	Colour
Emotive language	yellow
Rhetorical question	green
Flattery	blue
Tripling	pink

[Geography resources](#)

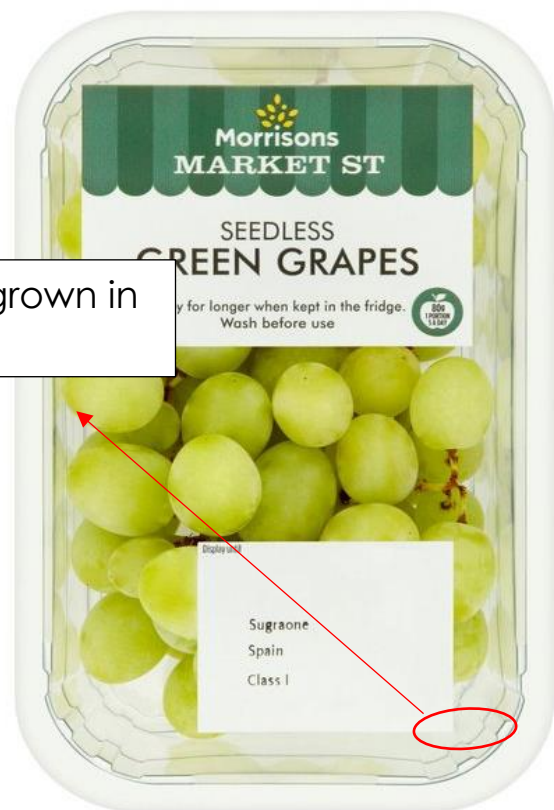
Geography: Support

Look at these example labels and packaging to help you find where each ingredient is from.



These bananas were grown in Ecuador.

These grapes were grown in Spain.



This apple was grown in New Zealand.

Wednesday Resources

English-

English: TiP ToP Poster for Paragraphs






English: Planning Format

Who are you writing to?		
Why are you writing it?		
Introduction	General	
	Specific	
	Viewpoint	
Reason 1	Topic sentence	
	Detail	
	Detail	
Reason 2	Topic sentence	
	Detail	
	Detail	
Reason 3	Topic sentence	
	Detail	

	Detail	
Conclusion	Viewpoint	
	Specific	
	General	

English Support Plan

Who are you writing to?		
Why are you writing it?		
Introduction	General	
	Specific	
	Viewpoint	
Reason 1 	Topic sentence	
	Detail	
Reason 2 	Topic sentence	
	Detail	
Reason 3 	Topic sentence	
	Detail	
	Detail	

Conclusion	Viewpoint	
	Specific	
	General	

Thursday Resources

English -

Thursday:

English support

Sentence starters

Firstly...

Secondly...

In my opinion...

Some believe that...

I feel that...

I am sure that...

It is certain...

Therefore...

Moreover...

For this reason...

CUPS and ARMS poster

REVISING

The 'content' checking

A.R.M.S.

Add

Add interesting or precise sentences and words

Remove

Remove sentences you don't need

Move

Move words or sentences to a more suitable place

Substitute

Change words and sentences for new ones to avoid repetition or use of boring words

EDITING

The SPAG checking

C.U.P.S

Capitalise

First word in a sentence
and proper nouns:
names, places, titles,
days, months

Usage

Inflection of nouns and verbs.

E.g. we was were / One dogs

Punctuation

., ! , ? , - , ; , ' ,

Spelling

Check words you are not sure how to spell, including homophones

Friday Resources

English

English: CUPS and ARMS poster

The poster is divided into two main sections: 'REVISING' on the left and 'EDITING' on the right. The 'REVISING' section is titled 'The 'content' checking' and lists the acronym 'A.R.M.S.' with each letter in a different color. Below this, it defines 'Add' (adding interesting or precise sentences and words), 'Remove' (removing sentences you don't need), 'Move' (moving words or sentences to a more suitable place), and 'Substitute' (changing words and sentences for new ones to avoid repetition or use of boring words). The 'EDITING' section is titled 'The SPAG checking' and lists the acronym 'C.U.P.S' with each letter in a different color. Below this, it defines 'Capitalise' (first word in a sentence and proper nouns: names, places, titles, days, months), 'Usage' (inflection of nouns and verbs, with an example 'E.g. we was were / One dogs'), 'Punctuation' (listing punctuation marks: . ! ? , - ; '), and 'Spelling' (checking words you are not sure how to spell, including homophones).

REVISING	EDITING
The 'content' checking	The SPAG checking
A.R.M.S.	C.U.P.S
Add Add interesting or precise sentences and words	Capitalise First word in a sentence and proper nouns: names, places, titles, days, months
Remove Remove sentences you don't need	Usage Inflection of nouns and verbs. E.g. we was were / One dogs
Move Move words or sentences to a more suitable place	Punctuation . ! ? , - ; '
Substitute Change words and sentences for new ones to avoid repetition or use of boring words	Spelling Check words you are not sure how to spell, including homophones

English: Model Letter

Belleville Wix Academy
Wix's Lane
SW4 0AJ

Thursday 25th February 2021

The Prime Minister
10 Downing Street
SW1A 2AL

Dear Prime Minister,

Libraries are incredibly treasured, welcoming and important places. I am sure you are aware that many libraries in the UK are currently under threat. In the last 10 years, nearly 800 libraries have closed in the UK and I believe that it is deeply unfair.

Libraries give free access to a huge range of books suitable for all ages. This encourages a love of reading and lifelong learning. Not everyone is able to access these books at home so this ensures that everyone can read, discuss the books and enjoy themselves. Don't you want everyone to have the same opportunities?

Additionally, libraries give internet access. The internet is crucial for many reasons such as being able to apply for jobs, organise finances and stay in touch with family and friends. You are a compassionate and responsible Prime Minister so I know that you will want all people to have internet access. Many people do not

have internet access at home but at libraries, people can use computers, photocopiers or printers when they need to.

Another reason why libraries are so important is because they support members of the community. Many libraries organise events such as story-times, 'tea and chat' groups and baby groups. If you saved libraries, you would go down in history as a friend of the community. Wouldn't this be in the national and your interests?

I am sure you are as outraged as I am that libraries are being closed. They must remain open. Libraries are essential and cherished places in our communities.

Yours faithfully,

Edward Hutchinson

PSCHE: Online Safety Scenarios



Feelings

1. Sami watches a video of an amazing trick shot. They try to do it themselves but just can't get it right.
2. Joe is noticing that lots of the people he sees online do not look like him, they all seem to be so 'perfect'.
3. Mae receives a message that says you should share it with five friends or get bad luck. When Mae shares it, her friends all laugh at her for believing it.
4. Mani keeps receiving lots of private messages online from very long and odd-looking usernames. He is not sure who these people are.
5. Charlie sees some exciting news about a new game being released and sends it to her friends. One of them replies explaining that it's not real.

Example answer:

I think that Sami should take a break from the game he is playing because it sounds like he is starting to get frustrated and might need some time to calm down.