

Year 3 Home Learning

Time frame: week beginning: 18.01.21

We are so sorry you are unable to be at school. Whilst you stay at home, we want you to keep learning, so please complete the following work I have set for you.

- Look at the work for the correct day of the week for maths, English and the wider curriculum. Our home learning provision each day includes the following: one maths lesson, one English lesson and one wider curriculum lesson.
- The maths learning will always be based on the Maths No Problem lesson the class is doing. **Please ensure you have signed up to the parent guide for Maths No Problem.**
- **Please ensure you upload your work onto Seesaw – it is important that the class teacher can see all the fantastic learning you are doing at home.**



Year 3 Timetable

<p>Wake up, Shake up</p> <p>8.30am-9:00am</p>	<p>Live Fun Fitness Sessions with Mr Bartlett and your schoolmates on Mondays, Tuesdays, Wednesdays and Fridays.</p> <p>Start your day right with a fun fitness session and challenges with Mr Bartlett and your schoolmates! What better way to move your body, laugh with your friends and feel great for the rest of the day! They are open to all pupils and families at Belleville Wix, no matter your age. You may even spot a few of your teachers getting involved! Daily exercise has the power to improve your health, fitness and learning. Why not give it a go?!</p>
<p>Registration</p>	<ul style="list-style-type: none"> • Be dressed in your uniform • Have your resources to hand

10.00am	<ul style="list-style-type: none"> • Registration • Home learning for the day explained
Maths 10.05am-10:30am	<ul style="list-style-type: none"> • Teacher to teach the maths concept – up to 20 minutes. • Pupils sent off to complete their work independently. • Some pupils may stay on with teacher to discuss further.
English 12:00pm-12:30pm	<ul style="list-style-type: none"> • Teacher to teach the English concept – up to 20 minutes. • Pupils to complete their work independently. • Some pupils may stay on with teacher to discuss further.
Curriculum When you have completed Maths and English 1:30pm-2:30pm	<ul style="list-style-type: none"> • Pupils to complete the curriculum work in the home learning document. • Pupils to post their work on Seesaw to be marked by the teacher. • During this time, pupils to have lunch and take some exercise.
Afternoon Registration 2:30pm-3:00pm	<ul style="list-style-type: none"> • Whole class reading session. • Pupils to share their work and say goodbye for the day.

Maths

Monday

Chapter 6 Mass, Lesson 3: Reading weighing scales

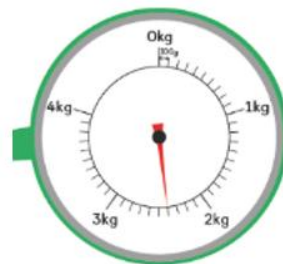
Support: Question 1, a and b. Question 2, a,b and e.

<https://classroom.thenational.academy/lessons/weighing-and-comparing-masses-in-mixed-units-c8tjcd?step=2&activity=video>



Deepening:

Explain two ways to read this scale:



Tuesday

Chapter 6 Mass, Lesson 4: Reading weighing scales

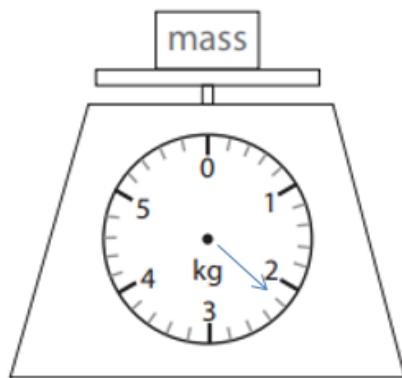
Support: Question 1, a,b and c. Question 2, a,b and c.

<https://classroom.thenational.academy/lessons/reading-weighing-scales-with-different-intervals-c4rk6c?step=1&activity=video>



Deepening:

My friend thinks that the mass of this object is 2kg and 100g. Can you explain where they went wrong?



Wednesday

Chapter 6 Mass, Lesson 5: Solving word problems

Support: Question 1 and 2

Addition:

<https://classroom.thenational.academy/lessons/adding-two-3-digit-numbers-regrouping-in-multiple-columns-74u3ce>

Subtraction:

<https://classroom.thenational.academy/lessons/subtracting-3-digit-numbers-regrouping-in-multiple-columns-74rkce>



Deepening:

Deepening challenge:

A maths box with 4 books in weighs 1kg and 400g. The empty box weighs 200g. How much would each book weigh?

Thursday

Chapter 6 Mass, Lesson 6: Solving Word Problems

Support: Question 1 and 2

<https://vimeo.com/434659605/8cefb281bb>



Deepening:

Deepening challenge:

Write your own mass word problem and solve using a bar model and the formal method.

Friday

Chapter 6 Mass, Lesson 7: Solving Word Problems

Support: Question 1

<https://vimeo.com/434656077/f90610feec>

<https://vimeo.com/433572835/939d4f6861>



Deepening:

Let's solve problems

- 4** The Breakfast Special for 2 people uses:
- | | |
|--------------|----------------|
| 5 x 50g eggs | 100g toast |
| 60g tomatoes | 40g mushrooms. |
- a** Write the list above with the quantities for 4 people.
- b** Find the total mass of this order.



Writing

Monday

Make inferences

- **Watch** this [video](#) of a teacher reading up to page 15 of *A Midsummer Night's Dream: A Shakespeare Story* by Andrew Matthews and Tony Ross.
- **Think** – Which characters have we met so far? Who are they in love with? **Look** at the [cast list](#) to help you.
- **Watch** this [video](#) of a teacher reading up to page 33.
- **Think** – Which characters have we now met? Who are the characters in love with now?
- **Watch** this [video](#) of a teacher reading up to page 40.
- **Think** – Why has Titania fallen in love with Bottom?
- **Watch** this [lesson video](#) on making inferences.
- **Write** answers to the [questions](#), remembering to give evidence from the text to support your answers.

Read this [resource](#) to **check/improve** your answers.

Support: Complete questions 1,3 and 4



Deepening: Can you think of your own questions to ask about the text?

Tuesday







Ask questions

- **Think** – Why does Titania fall in love with Bottom? How does Bottom respond? Why

does he react like this?

- **Watch** this [lesson video](#) on asking questions.
- **Think** – What open questions could we ask Titania and Bottom to find out their experiences of what happened?
- **Write** at least 3 open questions you would ask Titania in an interview.
- **Write** at least 3 open questions you would ask Bottom in an interview

Support:

 Who?	 What?
 How?	 When?
 Where?	 Why?



Deepening: What second question could you ask to follow up on the first question if they don't give you as much information as you want?

Wednesday

Understand a character's thoughts and feelings

- **Choose** whether you are going to be Titania or Bottom in your interview this week.
- **Think** – how would Titania/Bottom respond to the questions you wrote yesterday? What would they say?
- **Read** the model interview questions and answers with [Titania](#) and [Bottom](#).
- **Write** in role as either Titania or Bottom, answering the questions you wrote yesterday.




Remember to use the pronoun I when writing your answers, think about what the character would say and give detailed responses with reasons.

Support:

Use these questions in your interview:

What happened last night?

What is Bottom like?

	<p>How do you feel about Bottom?</p>
	 <p>Deepening: Plan an interview from both Titania and Bottom. Would they have the same answers and opinions on the questions?</p>
<p>Thursday</p>	<p>Write an interview</p> <ul style="list-style-type: none"> • Think – <i>What is an interview? Who is the audience? What is the purpose of this interview with Titania/Bottom?</i> • Check and improve your interview questions and answers work using the CUPS and ARMS poster. • Watch an interview here to help you see how an interview is presented. <p>Present your interview. Either publish your interview on lined paper and add a picture to go in a magazine, <u>or</u> record your interview as a video.</p> <p>Support: Use these questions in your interview:</p> <p>What happened last night?</p> <p>What is Bottom like?</p> <p>How do you feel about Bottom?</p>  <p>Deepening: Write an interview from both Titania and Bottom. Would they have the same answers and opinions on the questions?</p>
<p>Friday</p>	<p>Summarise the main events</p> <ul style="list-style-type: none"> • Think – <i>What has happened so far in A Midsummer Night's Dream?</i> • Watch this video of a teacher reading the rest of the book. • Think – <i>What are the key events that happened that night?</i> <p>Create a storyboard showing the key events of the night. Make sure they are in the right order.</p> <p>Support: Draw a label the key events of the night.</p>  <p>Deepening: Can you write a summary of the events that happened that night?</p>

Continue to read the book you are reading at home every day for at least 20 mins with an adult. You should also use your Bug Club account to read with an adult.

Grammar and Spelling

Practice your spellings every day for 15 minutes. Ask an adult to test you on your spellings to learn for the week. Look up the meaning. Write the spelling in a sentence. Your spellings to learn are:

fairness

kindness

wickedness

painful

colourful

dreadful

flour

flower

here

hear

Other Curriculum Subjects

Monday

Science

How is metamorphic rock formed?

You will need a pen, a ruler and paper

- In this lesson, we are going to learn about metamorphic rock and how it is made. Then we will look at some different examples of metamorphic rock and discuss how their properties make them fit for their uses.
- Watch the video for [lesson 5](#).

Complete the activities as you watch.

Tuesday

History

What do the buildings tell us about Ancient Egyptian civilisation?

- Watch the clip and take a tour around some Ancient Egyptian ruins [here](#).
- Look at the monuments in the [resources](#) for session 3. What were these buildings? What do they tell you about the Egyptians?

Choose one of the monuments and create a fact page for the monument. Include this information: What is it? Where is it? Who was it built for? When was it built? Why was it built? How was it built? What size is it?

Wednesday

Science

How is sedimentary rock formed?

You will need a pen and paper

- In this lesson, we will learn about sedimentary rock and how it is formed.
- Watch the video for [lesson 6](#) until 19:18
- Complete the activities as you watch.

Note: We will come back to fossils next week for a separate lesson.



Home Learning

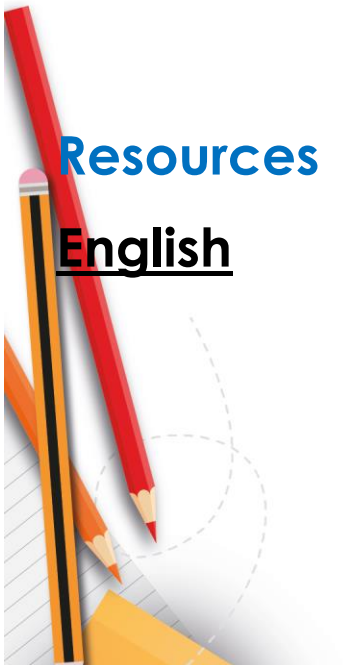
Thursday	Miss Stuart will post the link to the music recorded lesson in the week to seesaw.
Friday	Miss Stuart will post the link to the PE recorded lesson in the week to seesaw.


Miss Stuart

Resources

English

Lesson 1: Cast List





Comprehension Questions

Read page 36 below and then answer the question about it.

Immediately Bottom's face began to sprout hair, and his nose and ears grew longer and longer. His body was unchanged, so Bottom had no idea that anything was wrong, until he heard his cue and stepped out from behind a tree.

Bottom had meant his entrance to be dramatic, and it certainly was. The other actors took one look at the donkey-headed monster coming towards them, and raced away screaming and shouting.

1. How do you know that Puck has turned Bottom into a donkey?

Read page 38 below and then answer the two questions about it.

And to prove how brave he was, Bottom began to sing. His voice was part human, part donkey and it sounded like the squealing of rusty hinges. It woke Queen Titania from her sleep on the bank of violets. "Do I hear an angel singing?" she said, and she raised herself on one elbow and gazed at Bottom. "Adorable human, I have fallen wildly in love with you!" she told him.

2. What does the word **adorable** tell us about how Titania feels about Bottom?

3. Why does Queen Titania think she hears an angel singing?

Read page 39 below and then answer the two questions about it.



“Really?” said Bottom, not the least alarmed by the sudden appearance of the Fairy Queen. He was sure it was all part of the trick his friends were playing.

“Sit beside me, so I can stroke your long, silky ears!” Titania purred. “My servants will bring you anything you desire.”

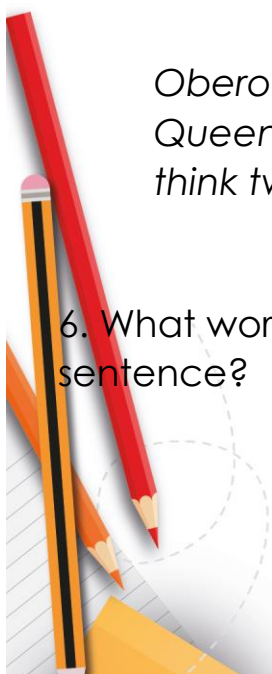
“I wouldn’t say no to some supper,” said Bottom. “Nothing fancy – a bale of hay or a bag of oats would suit me fine!”

From up above came the sound of Puck’s laughter, like the peeling of tiny bells.

4. How do we know that Bottom is hungry?

5. Why is Puck laughing?

Read page 40 below and then answer the question about it.



*Oberon’s laughter set every owl in the wood hooting. “My proud Queen, in love with a donkey?” he cried. “Well done, Puck! Titania will think twice before she **defies** me again! But what of the humans?”*

6. What word can replace the word **in bold** and keep the meaning of the sentence?

Read this resource and **check/improve** your answers.

1. I know that Puck has turned Bottom into a donkey because when Bottom steps out from behind the tree, it says, "The other actors took one look at the donkey-headed monster".

Also it says, "Immediately Bottom's face began to sprout hair, and his nose and ears grew longer and longer."

[Either piece of evidence is correct].

2. The word *adorable* tells us that Titania loves Bottom and thinks he is handsome.

3. Queen Titania thinks she hears an angel singing because she has fallen in love with Bottom. Because of the love spell that has been cast on her, she thinks his singing voice is beautiful just like an angel.

4. We know that Bottom is hungry because Bottom says, "*I wouldn't say no to some supper.*"

5. Puck is laughing because Oberon's trick has worked. Queen Titania has fallen in love with Bottom, who has been turned into a donkey.

6. You can replace **defies** with the word *disobeys* or *challenges*.

[Back to English lesson.](#)

Lesson 3: Model interview with Queen Titania





Home Learning

What happened last night?

You won't believe it! I can hardly believe it myself! I was walking in the woods and suddenly, I felt extremely tired. I was so tired, in fact, that I had to lie down and sleep in the grass. I'm not sure how long I was asleep for. When I woke up, I saw the most beautiful creature I have ever seen. The moment I saw him, I just knew that I was in love.

What is he like?

His name is Bottom and he has the singing voice of an angel. When I first heard it, I was bewitched! He has incredibly soft, brown fur covering his head, and two long ears. Bottom is also incredibly funny. He told me that he is an actor. I would love to see him in a play!


How do you feel now?

I really do feel like the luckiest fairy alive! If you heard him sing, you would understand exactly how I feel. I am completely in love with Bottom.

Model interview with Bottom

What happened last night?

It really was the strangest night of my life. I was rehearsing for a play in the woods with my fellow actors when, suddenly, they all looked at me, screamed and ran away! I couldn't understand why! As far as I knew, nothing had changed., When I reached up to scratch my chin, I felt that my chin was a little different than usual. It felt furry! I felt all over my face and not only was it covered in fur, but I also had two, long ears like a donkey's ears! I didn't know what to do, so I started to sing to try and be brave. The next thing I knew, Queen Titania came up to me saying she was in love with me! It really was a very strange night!





Home Learning

How did you feel when you were turned into a donkey?

I couldn't believe it at first. I thought this couldn't be happening. I was trying to speak and sing and I kept making donkey noises instead. I just couldn't help it. I was starting to panic a bit, but when Queen Titania was stroking my ears it calmed me down. She seemed to like my donkey ears so I suppose I can live with them!

How do you feel about Queen Titania?

It was quite strange when she came up to me saying she was in love with me, but Queen Titania is very beautiful. She is the queen of the fairies! I'm quite happy with her being in love with me really!

Lesson 4: CUPS and ARMS poster





Home Learning

Resources – History



Session 3 Resource

