

Year 2 Home Learning

Time frame: week beginning: 25.1.21

We are so sorry you are unable to be at school. Whilst you stay at home, we want you to keep learning, so please complete the following work we have set for you.

- Look at the work for the correct day of the week for maths, English and the wider curriculum. Our home learning provision each day includes the following: one maths lesson, one English lesson and one wider curriculum lesson.
- The maths learning will always be based on the Maths No Problem lesson the class is doing. **Please ensure you have signed up to the parent guide for Maths No Problem.**
- **Please ensure you upload your work onto Seesaw – it is important that the class teacher can see all the fantastic learning you are doing at home.**



Year 2 Timetable




Zoom	
Wake Up, Shake Up 8.30am 30 minutes	'Wake Up, Shake Up' - Live Fun Fitness Sessions with Mr Bartlett and your schoolmates on Mondays, Tuesdays, Wednesdays and Fridays at 8.30-9.00am. Start your day right with a fun fitness session and challenges with Mr Bartlett and your schoolmates! What better way to move your body, laugh with your friends and feel great for the rest of the day! They are open to all pupils and families at Belleville Wix, no matter your age. You may even spot a few of your teachers getting involved! Daily exercise has the power to improve your health, fitness and learning. Why not give it a go?!
Registration 9:30am – 9:35am	<ul style="list-style-type: none"> • Be dressed in your uniform • Have your resources to hand • Registration • Home learning for the day explained
Maths 9:35am – 9:55am	<ul style="list-style-type: none"> • Teacher to teach the maths concept – up to 20 minutes. • Pupils sent off to complete their work independently. • Some pupils may stay on with teacher to discuss further.
English 11:30am – 11:55am	<ul style="list-style-type: none"> • Teacher to teach the English concept – up to 20 minutes. • Pupils to complete their work independently. • Some pupils may stay on with teacher to discuss further.
Curriculum and Phonics When you have completed Maths and English	<ul style="list-style-type: none"> • Pupils to complete the curriculum work in the home learning document. • Pupils to post their work on Seesaw to be marked by the teacher. • During this time, pupils to have lunch and take some exercise.
Afternoon Registration 2SB: 1:30pm – 1:45pm 2G: 2:10pm – 2:25pm	<ul style="list-style-type: none"> • Whole class reading session. • Pupils to share their work and say goodbye for the day.


Maths




The first two lessons this week are assessment lessons. They are for teachers to see how you are getting on with our maths, including which areas we need to do more practice and consolidation in future. There are some challenging questions. If you are stuck on a question, it is absolutely fine to either have a go or miss it out. Please do as many of the questions as you can in your hour's maths lesson. If you don't manage to answer all of the questions in this time, don't worry. It is important that you answer the questions independently and you can add 'supp' where you have had some help, just like in school!

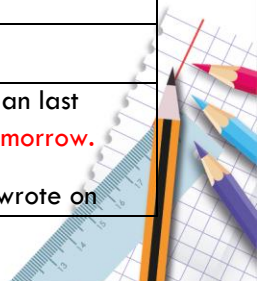

Monday

Mid-Year Revision (part 1)

	<p>Workbook 2A, Mid-Year Revision pages 259 – 267. DO NOT GO PAST PAGE 267 TODAY.</p> <p>No video link (Revision)</p> <p>Support: Complete Mid-Year Revision from the Year 1 Workbook A Sections A and B Pages 175 – 184 (You will find this on the MNP website).</p> <p> Deepening: to complete all pages and check answers thoroughly. Try using the inverse operations to check some of your answers.</p>
Tuesday	<p>Mid-Year Revision (part 2)</p> <p>Workbook 2A, Mid-Year Revision pages 268 - 278</p> <p>No video link (Revision)</p> <p>Support: Complete Mid-Year Revision from the Year 1 Workbook A Sections C and D Pages 185 – 190 (You will find this on the MNP website).</p> <p> Deepening: to complete all pages and check answers thoroughly. Try using the inverse operations to check some of your answers.</p>
Wednesday	<p>Mass Review (Chapter consolidation) Workbook 2A, Chapter 6, Review 7 – Pages 209 – 214</p> <p>Temperature Review (Chapter consolidation) Workbook 2A, Chapter 7, Review 7 – Pages 224 - 228</p> <p>Support (Mass): If this worksheet is too difficult, please do the Mass Review from the Year 1 Workbook 1B, Chapter 19, Review 19 – Pages 140 – 1424 (You will find this on the MNP website)</p> <p>Support (Temperature): Your adult will need to read the questions out to you. Remember that the small lines in between each tens number means you count on in ones.</p> <p> Deepening: See Maths Resource 1</p>
Thursday (1)	<p>Solving More Word Problems Lesson 1 Learning Objective: To decide when it is appropriate to add and/or subtract when solving word problems; to improve the use of bar modelling and decision making based on visual representations.</p> <p>Textbook 2B Chapter 9 Lesson 1 Pages 2-4 Workbook 2B Chapter 9 Worksheet 1 Pages 1-4</p> <p>Learn the strategy: Thinking about bar models:</p> <p>https://classroom.thenational.academy/lessons/identifying-suitable-bar-models-to-represent-problems-6wr3ec?step=2&activity=video</p> <p>https://classroom.thenational.academy/lessons/applying-knowledge-of-bar-models-to-answer-word-problems-c4u68t?step=2&activity=video</p> <p>Year 2 subtraction & addition</p> <p>https://www.bellevillewix.org.uk/our-learning/calculation-videos</p>



	<p>Or:</p> <p>https://www.belleville-school.org.uk/our-learning/calculation-videos</p> <p>Support: Try these word problems instead. See Maths Resource 2</p> <p> Deepening: See Maths Resource 3</p>
<p>Thursday (2)</p>	<p>There is no live lesson for this session today. Please think about your session from this morning and use the videos to support as well.</p> <p>Solving More Word Problems Lesson 2 Learning Objective: To use the bar model method to solve word problems looking at the difference between two amounts.</p> <p>Textbook 2B Chapter 9 Lesson 2 Pages 5 – 7 Workbook 2B Chapter 9 Worksheet 2 Pages 5 – 8</p> <p>Learn the strategy: Thinking about bar models:</p> <p>https://classroom.thenational.academy/lessons/identifying-suitable-bar-models-to-represent-problems-6wr3ec?step=2&activity=video</p> <p>https://classroom.thenational.academy/lessons/applying-knowledge-of-bar-models-to-answer-word-problems-c4u68t?step=2&activity=video</p> <p>Year 2 subtraction & addition</p> <p>https://www.bellevillewix.org.uk/our-learning/calculation-videos</p> <p>Or:</p> <p>https://www.belleville-school.org.uk/our-learning/calculation-videos</p> <p>Support: Try these word problems instead. See Maths Resource 4</p> <p> Deepening: See Maths Resource 5</p>
<p>Friday</p>	<p>Solving More Word Problems Lesson 3 Learning Objective: To solve multi-step word problems using bar modelling; to use more than one bar model in a problem to work out the answer.</p> <p>Textbook 2B Chapter 9 Lesson 3 Pages 8-10 There is no work to be done in the workbook today.</p> <p>Independent task: See Maths Resource 6</p> <p>Support: Try these word problems instead. See Maths Resource 7</p> <p> Deepening: See Maths Resource 8</p>
<p>Monday</p>	<p style="text-align: center;">Writing</p> <p>Today we are going to complete the MIDDLE section of our Twits Trick that we began last week. Please do not do the ending of your trick as that is what we will be doing tomorrow.</p> <p>To begin, read over your plan of your trick and read over the beginning that you wrote on</p>



Friday. Use a green pen to edit your work. Make sure you included correct punctuation, capital letters and spellings.

Today we are writing the middle of your story. Here is the example of the middle stage from last week. This section is about Doing the Trick.

<u>Doing the Trick</u>	Drizzles sticky, white superglue on Mrs Twit's chair Distracts Mrs Twit when she sits down with a thump
------------------------	--

Independent Task: We need to turn the notes that we made in the plan into full sentences. We also need to add some extra detail to make it interesting. Aim to write 5-10 sentences. Include:

- Adjectives
- Noun phrases
- How the characters are feeling and what they might be thinking.

Example Sentence: Mr Twit held the small, white bottle of superglue and crept quietly into the kitchen.

Support: You will be describing the middle stage of The Glass Eye trick. You can listen to it [here](#).



Deepening:

Can you include contraction words in your writing which we practiced in phonics last week? See if you can include a question as well to the reader.

Example 1: Mrs Twit didn't hear Mr Twit creep into the kitchen.

Example 2: Have you ever seen such sticky glue?

Tuesday



Today we are going to be writing the endings of our description of The Twit's Trick that we created - the reaction to the trick. This will be where the character discovers that they were tricked and show us what they do in response.

Firstly, read over the beginning and the middle of the trick that we have written so far. Green pen edit anything you need to.

We are going to be focusing on using **conjunctions**. Conjunctions are words used to connect two sentences together to make a longer detailed sentence. Some examples of conjunction words are: and, if, when, because, that, but and or. See how many of these words you can use in your writing today.

Read your plan to remind yourself what will happen in this section. Here is the example from last week:


<u>Reaction to the Trick</u>	Mrs Twit tries to stand up but is stuck to wooden chair Mr Twit laughs – sounds like snorting like a pig
------------------------------	---

	<p>Independent Task: Using your plan, write the final part of your trick. Try to write 5-10 sentences. Include conjunctions from the word bank in English Resource 1.</p> <p>Example Sentence: After Mrs Twit had finished her disgusting dinner, she tried to get up out of her wooden chair but she couldn't!</p> <p>Support: You will be describing the last stage of The Glass Eye trick. You can listen to it here. Focus on using conjunctions 'and' and 'because'.</p> <p> Deepening: Can you include an exclamation sentence which we have been practicing? Remember that they start with 'What...!'</p> <p>Example: What a red, angry face Mrs Twit had!</p>
<p>Wednesday</p>	<p>Today, we are going to publish our work. If you would like to, you can use the template in English Resource 2. Don't worry if you can't print it, regular lined paper is fine too!</p> <p>Remember that we are going to try to put all of our published work in a document so that each class can have a copy of a class book of tricks! That means we need to remember to:</p> <ul style="list-style-type: none"> • Use neat handwriting • Include capital letters at the start of the sentence and for someone's name • Punctuation marks at the end of a sentence: . ? ! • Accurate spellings • No crossing out (use a rubber to make it look as neat as possible). <p>Before you start, think of the name of your trick and write it at the top of the page. Because the example trick was about superglue, the title of this trick could be: The Sticky Superglue Trick. Then write all three parts of your trick – the beginning, the middle and the end.</p> <p>Please upload a photo onto Seesaw when you have finished.</p> <p> Deepening: When you have finished publishing your writing, use the second page to draw an illustration of the Twits doing your trick.</p>
<p>Thursday</p>	<p>Today we are going to write a book review of 'The Twits'. A book review tells us your opinion of a story.</p> <p>Start by writing the title at the top of the page, which will be the title of the book and the author – The Twits by Roald Dahl.</p> <p>We are going to use these five subheadings to give a good opinion of the story:</p> <ol style="list-style-type: none"> 1) What is this book about? 2) Who are the main characters?

- 3) What is your favourite part and why?
- 4) Would you recommend this book and why?
- 5) Star rating

Think about the subheadings and write your answers to the questions in full sentences. You can use [English Resource 3](#) in your review by cutting out the subheadings and sticking them into your exercise book or you can write the subheadings yourself! Remember to start a new paragraph for each subheading.


Support: Focus on subheadings 1), 2) and 5).

 Deepening: When you have finished, Green Pen Edit your work. Then draw an illustration of your favourite part of the book that you wrote about in subheading 3.

Friday

Today we are going to do a comprehension task about The Twits. You can find the questions in [English Resource 4](#).

Support: Use [English Resource 5](#) for your questions to answer.

 Deepening: Can you write a comprehension question for your teacher to answer and post it on Seesaw?

Reading

Continue to read the book you are reading at home every day for at least 20 mins with an adult. You should also use your Bug Club account to read with an adult.

Grammar, Spelling and Phonics

Phonics: Here is the link to the Phonics video for this week:
<https://vimeo.com/user109016854/review/500135871/69ed0760ad>

Now complete the worksheet in [Phonics Resource 1](#).

Words to Learn:

Ask an adult to test you on your spellings to learn for the week. Look up the meaning. Write the spelling in a sentence. Your spellings to learn are:

old

cold

gold

hold

told

See [Spelling Resource 1](#).

Other Curriculum Subjects

<p>Monday</p>	<p>Science 1: How do you keep yourself clean?</p> <ul style="list-style-type: none"> • Make a list of ways you keep yourself clean (e.g. brush your teeth, wash your clothes, wash your hands, etc.) • Make a tally chart showing how many times you do your 'keeping clean' activities a day. • Create a poster on tips with how to keep clean and hygienic. <p>You will need: pencil and paper</p> <p>French: https://vimeo.com/user109016854/review/502640863/6567137e75</p>
<p>Tuesday</p>	<p>R.E. What rules do Muslims follow?</p> <ul style="list-style-type: none"> • Watch this video about the 5 pillars of Islam • Sort the 10 commandments and the 5 pillars into groups, Are there any that are similar? • Using R.E. Resource 1 to write your own 5 pillars <p>Challenge: Are there any links between Christian, Jewish and Muslim beliefs?</p> <p>Why do you think that is?</p>
<p>Wednesday</p>	<p>Science 2: Whose job is it to help keep us healthy?</p> <ul style="list-style-type: none"> • Watch and complete this lesson. • Whose job is it to keep us healthy? <p>You will need: pencil and paper</p>
<p>Thursday</p>	<p>Music: Your teacher will post the link to the music recorded lesson in the week to seesaw.</p> <p>PE: Your teacher will post the link to the PE recorded lesson in the week to seesaw.</p>
<p>Friday</p>	<p>History: Why should we remember Mary Seacole?</p> <ul style="list-style-type: none"> • Watch this video about the life of Mary Seacole. • Mary Seacole was forgotten after the Crimean War – but in 20XX a new statue of her was placed in London. • Write a letter to a friend telling them why we should remember Mary Seacole. You could use History Resource 1 for this or write it in your curriculum book at home.

Miss Bevin and Miss Gordon



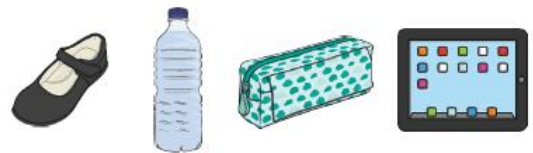
Resources

Maths Resource 1 – Deepening Wednesday

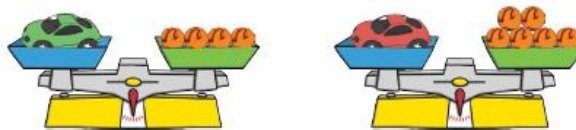
[Return to Wednesday](#)

Can you solve these challenge questions involving mass and temperature?

- 1) The shoe is heavier than the water bottle. The pencil case is lighter than the water bottle. The tablet is heavier than the shoe. Which item is the heaviest?



- 2) Which toy car is the lightest?



- 3) The stapler is lighter than the laptop, but heavier than the ruler. The pencil case is heavier than the stapler, but lighter than the laptop. Order these objects from heaviest to lightest.

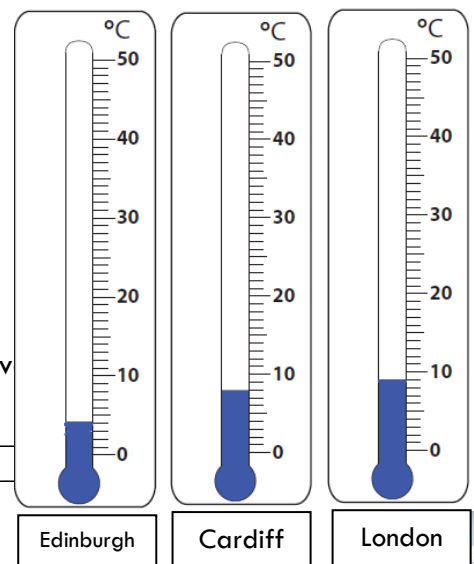


- 4) These thermometers show the temperature at different weather stations around the UK.

- a) How many more degrees warmer is London than Cardiff?

- b) Belfast is warmer than Edinburgh but cooler than London. What could the temperature be in Belfast?

- c) Which month do you think these temperatures might have measured in? Why?



- 5) For this thermometer, can you write the highest temperature, the lowest temperature and the current temperature?

Highest temperature: _____

Lowest temperature: _____

Current temperature: _____

Maths Resource 2 – Support Thursday (1)

[Return to Thursday](#)

Use your hundreds chart in your pack at home to help you count on or count back to solve these problems:

- 1) There are 38 basketballs and 10 footballs in the equipment room.
How many basketballs and footballs are there altogether?



$$\underline{\quad} + \underline{\quad} = \underline{\quad}$$

- 2) A baker baked 26 cheese buns and 8 chocolate buns.
How many buns did the baker bake altogether?



$$\underline{\quad} + \underline{\quad} = \underline{\quad}$$

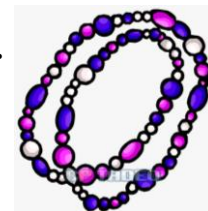
- 3) Ravi had some marbles. He gave 16 marbles to Charles and 9 marbles to Elliot.



How many marbles did Ravi give away altogether?

$$\underline{\quad} + \underline{\quad} = \underline{\quad}$$

- 4) Holly has 34 beads. She gives 7 beads away to Emma.
How many beads does she have left?



$$\underline{\quad} - \underline{\quad} = \underline{\quad}$$

- 5) Miss Bevin had 29 twiglets and she gave 13 to her friend.
How many twiglets did she have left?



$$\underline{\quad} - \underline{\quad} = \underline{\quad}$$

Maths Resource 3 – Deepening Thursday (1)

[Return to Thursday](#)

Draw your own bar model and then solve each of these word problems.

1. a) Mr Bartlett has 38 footballs and 24 tennis balls in the PE cupboard. How many balls does he have altogether?

Bar model:

Equation:

Statement: Mr Bartlett has ____ balls altogether.

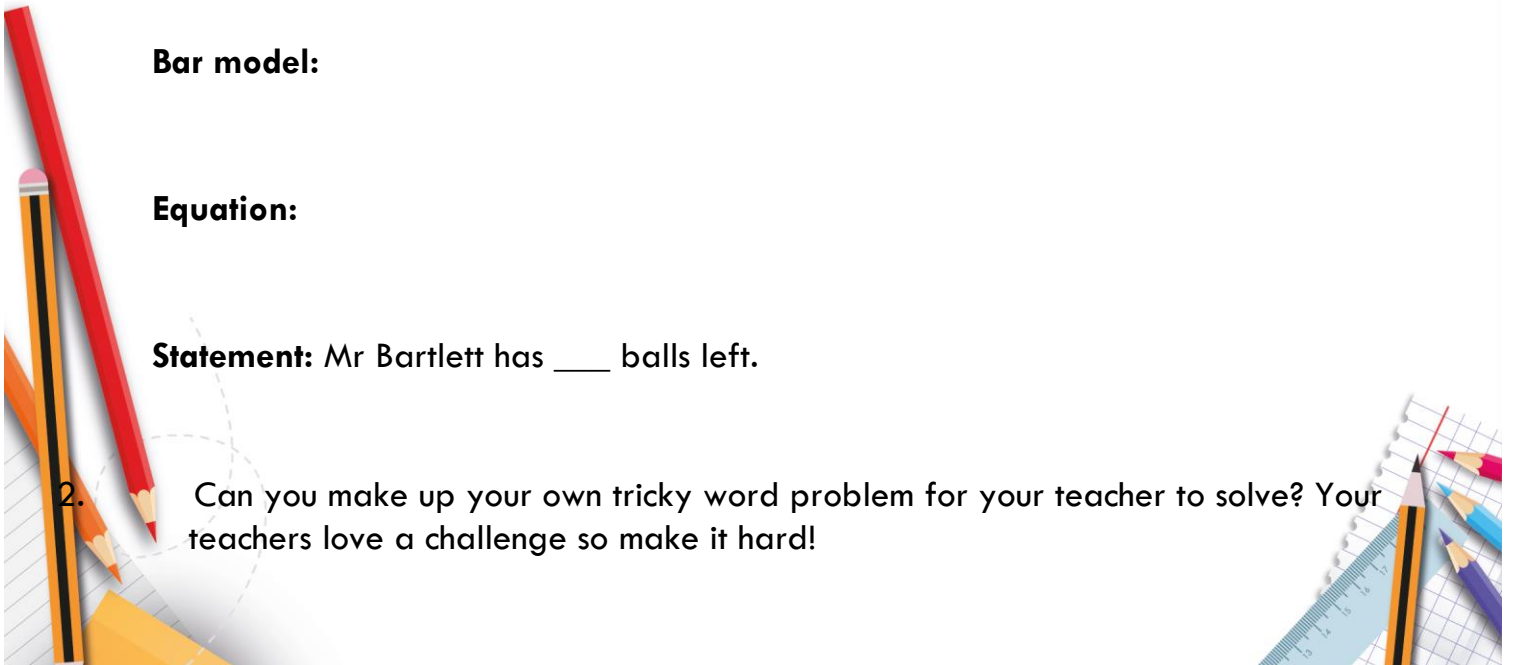
- b) Mr Bartlett then gives 16 of the balls to Miss Bevin for her class to use at playtime. How many balls does Mr Bartlett have left?

Bar model:

Equation:

Statement: Mr Bartlett has ____ balls left.

2. Can you make up your own tricky word problem for your teacher to solve? Your teachers love a challenge so make it hard!



Maths Resource 4 – Support Thursday (2)

[Return to Thursday \(2\)](#)

Use the column method to help you solve these word problems today.

- 1) A pencil is 12cm long. A ruler is 17cm longer than the pencil.

How long is the ruler?




$$\begin{array}{r} 12 \\ +17 \\ \hline \\ \hline \end{array}$$

Step 1: Add the **ones**

Step 2: Add the **tens**

- 2) The mass of an apple is 57g. The mass of an egg is 16g less than the apple.

What is the mass of the egg?



$$\begin{array}{r} 57 \\ - 16 \\ \hline \\ \hline \end{array}$$

Step 1: Subtract the **ones**

Step 2: Subtract the **tens**

- 3) The mass of Box A is 22kg. Box B is 16kg heavier than Box A.

What is the mass of Box B?



$$\begin{array}{r} 22 \\ +16 \\ \hline \\ \hline \end{array}$$

Step 1: Add the **ones**

Step 2: Add the **tens**

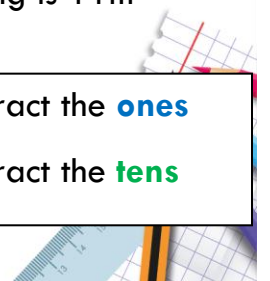
- 4) An office building is 39m tall. An apartment building next to the building is 11m shorter than the office building.

What is the height of the apartment building?

$$\begin{array}{r} 39 \\ - 11 \\ \hline \\ \hline \end{array}$$

Step 1: Subtract the **ones**

Step 2: Subtract the **tens**



Maths Resource 5 – Deepening Thursday (2)

[Return to Thursday \(2\)](#)

This is a two-step word problem that you'll need to read carefully to solve! We would like to see all of your working out when you're solving this problem.

Tom has 59 sweeties. Tom bought 28 more sweeties. Then he gave 49 sweeties to his friend Sam. How many sweets does Tom have left?



Maths Resource 6 – Independent task Friday

[Return to Friday](#)

Draw a bar model to show these equations. Remember to use a ruler.

a) $24 + 31 = \underline{\hspace{2cm}}$

b) $56 - 23 = \underline{\hspace{2cm}}$

Solve these problems in **two steps**. Use the space to show any working out.

- 1) 35 children visited the library on Monday.
12 fewer children visited the library on Tuesday than on Monday.
How many children visited the library on the two days altogether?

- 2) There are 51 women in a sports club.

There are 8 more women than men in the club.

How many people are there in the club altogether?

Maths Resource 7 – Support Friday

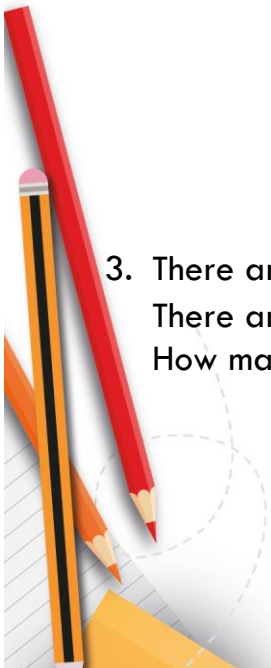
[Return to Friday](#)

Use your hundreds chart in your pack at home to help you count on or count back to solve these problems. Today you need to read the questions carefully to figure out if you are adding or taking away.

1. Sam has 14 toy soldiers.
Ravi has 8 less toy soldiers than Sam.
How many toy soldiers does Ravi have?

2. There are 20 girls in a classroom.
There are 7 boys in the classroom.
How many are there altogether?

3. There are 13 apples in a box.
There are also 9 oranges.
How many pieces of fruit are there altogether?

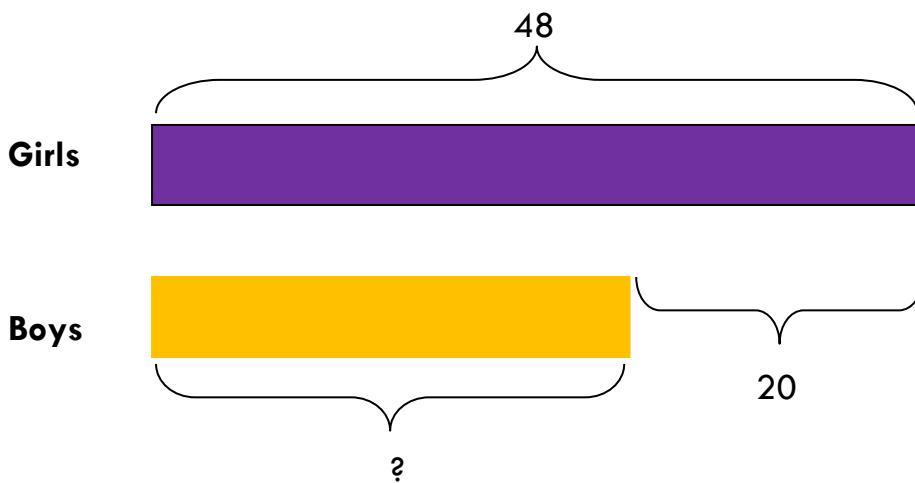


4. Amira bakes 28 cupcakes.
Ruby bakes 6 fewer cupcakes.
How many cupcakes does Ruby make?

Maths Resource 8 – Deepening Friday

[Return to Friday](#)

Write a word problem that could have been represented by this bar model:





Conjunctions

Conjunctions link clauses or sentences together.

And...

and

Why?

because

But...

although

but

despite

since


yet

When?

until

when

while





Home Learning

[English Resource 2](#)

[Return To Wednesday](#)





Home Learning

The Never Ending Tricks - by Year 2
Inspired by Roald Dahl

A large, empty rectangular box with a black border, intended for students to write their responses to the story prompt.



1. What is this book about?

2. Who are the main characters?


3. What is your favourite part and why?

4. Would you recommend this book and if so, why?

Stars

How many stars would I give this book out of 5? Explain why.

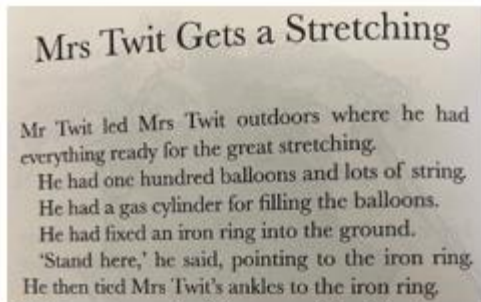




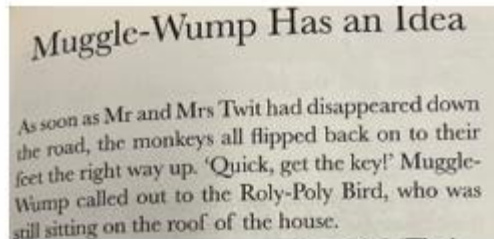
How old is Mr Twit?




What did Mr Twit pour over Mrs Twit?



How many balloons did Mr Twit have?



What did the monkeys do after Mr and Mrs Twit disappeared down the road?



Here is a picture of Mr and Mrs Twit's house and garden. Some house! It looks like a prison. And not a window anywhere.



What was strange about The Twits' house?

With the monkeys and the birds all pulling and puffing, the carpet was dragged off the floor and finally hoisted up on to the ceiling. And there it stuck. All at once, the whole ceiling of the living-room was carpeted in red and gold.



What colours was the carpet on the ceiling? Pick two.

Pink

Orange

Gold

Red

'You can't stay up here for ever, you know,' the Roly-Poly Bird said.

'Why not?' asked Muggle-Wump. 'It's a lovely place.'

'Just you wait till the winter comes,' the Roly-Poly Bird said. 'Monkeys don't like cold weather, do they?'

'They most certainly don't!' cried Muggle-Wump. 'Are the winters so very cold over here?'


'It's all snow and ice,' said the Roly-Poly Bird. 'Sometimes it's so cold a bird will wake up in the

What do monkeys not like?

And their bodies began SHRINKING into their legs ...
And their legs began SHRINKING into their feet ...


And one week later, on a nice sunny afternoon, a man called Fred came round to read the gas meter. When nobody answered the door, Fred peeped into the house and there he saw, on the floor of the living-room, two bundles of old clothes, two pairs of shoes and a walking-stick. There was nothing more left in this world of Mr and Mrs Twit.

And everyone, including Fred, shouted ...
'HOORAY!'




Why do you think everyone shouted 'Hooray' after Mr and Mrs Twit shrank?



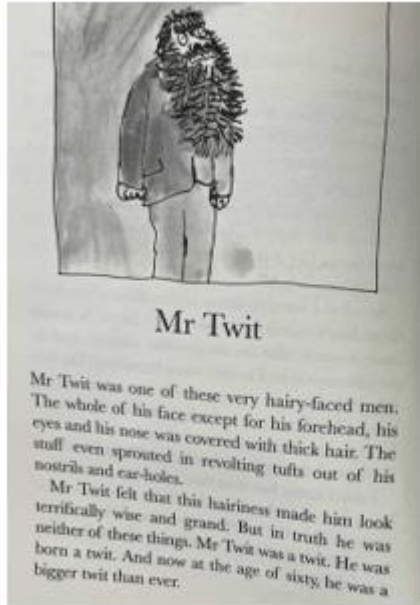


What phrase tells us that we don't want to smell Mr Twit?

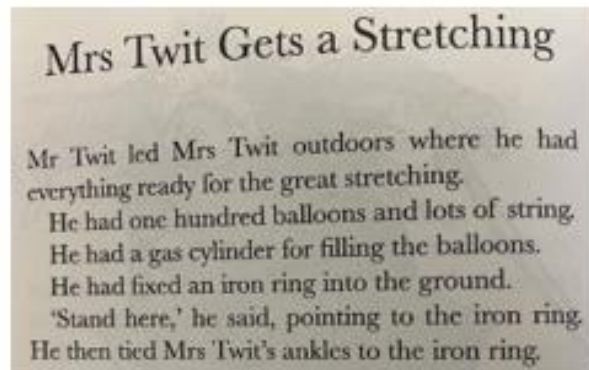


How do you think Mrs Twit was feeling if she was "trembly"?





How old is Mr Twit?



How many balloons did Mr Twit have?



What do frogs love?



What colours was the carpet on the ceiling? Pick two.

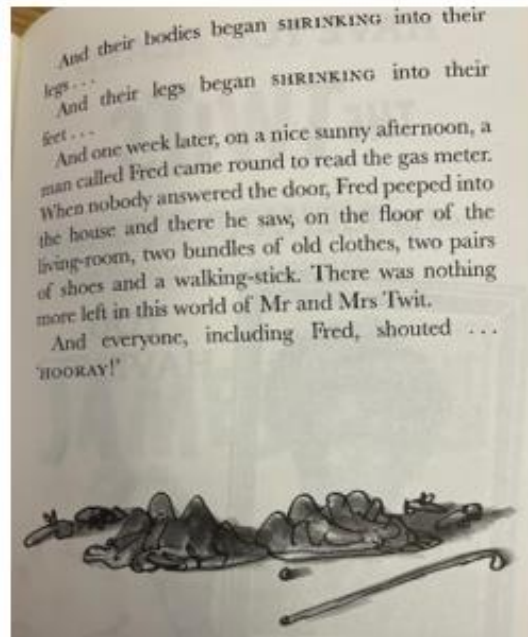
Pink

Orange

Gold

Red





Who shouted 'Hooray'?



Phonics Resource 1

[Return to Spelling, Grammar and Phonics](#)




Phonics Lesson 3 – Soft 'c'

L.O.: To use soft 'c'

1) Read the words and put sound buttons on them. Now draw a matching picture.

mice	
laces	
pencil	
dance	

2) Use the picture to work out the missing word. Write it down and put the sound buttons on it.



Spelling Grid

My spellings to practise:

old

cold


hold

told

gold


Pyramid Writing:

Rainbow writing:



R.E. Resource 1

[Return to Curriculum Home Learning](#)



What I believe

Do everyday

A kind act

A celebration

A special place to
visit



