

Year 1B Remote Learning

Time frame: week beginning: 22.02.21

We are so sorry you are unable to be at school. Whilst you stay at home, we want you to keep learning, so please complete the following work I have set for you.

Look at the work for the correct day of the week for maths, English and the wider curriculum. Our home learning provision each day includes the following: one maths lesson, one English lesson and one wider curriculum lesson.




- The maths learning will always be based on the Maths No Problem lesson the class is doing. **Please ensure you have signed up to the parent guide for Maths No Problem.**
- **Please ensure you upload your work onto Seesaw – it is important that the class teacher can see all the fantastic learning you are doing at home.**





Year 1B timetable



Wake Up Shake Up 8:30am 30 minutes	'Wake Up, Shake Up' - Live Fun Fitness Sessions with Mr Bartlett and your schoolmates on Mondays, Tuesdays, Wednesdays and Fridays at 8.30-9.00am. Start your day right with a fun fitness session and challenges with Mr Bartlett and your schoolmates! What better way to move your body, laugh with your friends and feel great for the rest of the day! They are open to all pupils and families at Belleville Wix, no matter your age. You may even spot a few of your teachers getting involved! Daily exercise has the power to improve your health, fitness and learning. Why not give it a go?!				
Registration 9:00am	<ul style="list-style-type: none"> • Be dressed in your uniform • Have your resources to hand • Registration • Home learning for the day explained 				
Maths 9:05am 25-30 minutes	<ul style="list-style-type: none"> • Teacher to teach the maths concept • Pupils sent off to complete their work independently. • Some pupils may stay on with teacher to discuss further. 				
English 11:00am 25-30 minutes	<ul style="list-style-type: none"> • Teacher to teach the English concept • Pupils to complete their work independently. • Some pupils may stay on with teacher to discuss further. 				
Curriculum When you have completed Maths and English	<ul style="list-style-type: none"> • Pupils to complete the curriculum work in the home learning document. • Pupils to post their work on Seesaw to be marked by the teacher. • During this time, pupils to have lunch and take some exercise. 				
Afternoon Registration 13:50pm 15-20 minutes	<ul style="list-style-type: none"> • Whole class reading session. • Pupils to share their work and say goodbye for the day. 				
Links to Days	Monday	Tuesday	Wednesday	Thursday	Friday
Resources	Monday	Tuesday	Wednesday	Thursday	Friday

Monday



	Monday
Maths 1	<p>Chapter 11-Lesson 2: Solving Word Problems</p> <p>To use concepts of how many more and how many fewer/less; to apply number bonds and the guess-and-check method to solve word problems.</p> <p>Textbook 1B – chapter 11 – lesson 2 – pages 24-25 Workbook 1B – chapter 11 – worksheet 2 – pages 25-26</p> <p>Support:</p> <p>https://classroom.thenational.academy/lessons/to-identify-complete-and-continue-number-patterns-adding-and-subtracting-1-or-2-ccr38e?step=2&activity=video</p> <p>https://classroom.thenational.academy/lessons/solving-comparison-problems-part-1-crw34r?step=2&activity=video</p> <p> Deepening: Monday Maths Resource</p>
Maths 2	<p>Recap lesson:</p> <p>To use concepts of how many more and how many fewer/less; to apply number bonds and the guess-and-check method to solve word problems.</p> <p>Look at the picture below. Think about the different ways you could solve this problem.</p> <p>Independent activity : Maths 2 resource</p> <p>Support:</p> <p>https://classroom.thenational.academy/lessons/choosing-calculation-strategies-to-solve-calculations-cgu3jd?step=2&activity=video</p> <p> Deepening: Write your own word problem about the picture below for Miss Chowdary to solve.</p>
English	<p>READ: Look up! Read Look up! (First video on page)</p> <p>Look at the pictures in English resource 1a. Order the pictures correctly. You can cut them out and stick them in the correct order, or write numbers next to each picture.</p> <p>Support: Look through the story again here: Look up! (First link on page)</p> <p> Deepening: As a challenge, clarify the words in English resource 1b and match them to the correct definition.</p>
Curriculum : Science	<p>KQ: What is happening outside?</p> <ul style="list-style-type: none">● When you go outside, look and see how many different plants and trees you can name. Listen and look to see if you can hear any animals. What is the weather like?● Record what you can see and hear using Monday Science resource . Use as much scientific vocabulary as you can when you record your ideas.
Daily Tasks	<p>20 minutes of reading using Bug Club. Practice your spellings for this week.</p>



	Tuesday
Maths	<p>Lesson 3: Solving Word Problems</p> <p>To develop number sentences based on word problems; to improve the use of number bonds and one-to-one bar models</p> <p>Textbook 1B – chapter 11 – lesson 3 – pages 26-27 Workbook 1B – chapter 11 – worksheet 3 – pages 27-28</p> <p>Support: https://classroom.thenational.academy/lessons/representing-information-as-a-bar-model-part-1-6cw6ar?step=1&activity=video</p> <p> Deepening: Tuesday Maths resource 1a.</p>
English	<p>EXPLORE: Use 'ed' suffixes correctly</p> <p>Recap - Read Look up! again and check that you sequenced your pictures correctly yesterday.</p> <p>Look at the page from the book in English resource 2a, where Rocket is describing what is happening in this part of the story. Some of the verbs (doing words) have been highlighted.</p> <p>Click here to learn about how to change verbs from the present tense (happening now) to the past tense (already happened), by adding the 'ed' suffix.</p> <p>Look at English resource 2b and match the verbs with their past tense form (activity 1) Next, have a go at writing the past tense verbs (activity 2). Try to use these words in sentences.</p> <p>Support: Click here for support (English resource 2c)</p> <p> Deepening: Use the past tense verbs in sentences, e.g. I jumped high in the air.</p>
Phonics	<p>You'll notice the resources below have either 1, 2 or 3 stars next to them. Start on 2 stars, if this is a little easy use the 3 star activity, if it's a little tricky have a go at the 1 star. Don't forget, excellent learners like a challenge!</p> <p>Please watch the following lesson and complete the activity below.</p>
Curriculum Science	<p>KQ: What do plants look like?</p> <ul style="list-style-type: none"> ● Watch this video about the different parts of a plant. ● Draw a plant and label the different parts. Use these words: stem, roots, leaves, flowers. For support, see science resource 2. <p>Write (or record to SeeSaw) what the different parts of the plant do.</p>
Daily Tasks	<p>20 minutes of reading using Bug Club. Practice your spellings for this week.</p>

Wednesday

Maths	Lesson 4: Solving Word Problems To use pictorial representations to help solve word problems; to choose the correct operation to solve a word problem. Textbook 1B – chapter 11 – lesson 4 – pages 28-29 Workbook 1B – chapter 11 – worksheet 4 – pages 29-30
	Support: https://classroom.thenational.academy/lessons/solving-comparison-problems-part-1-crw34r?step=2&activity=video
	Deepening: Maths resource Wednesday
English	PLAN: Recount of Rocket's day Recap - Click here to remind yourself how to change verbs from the present tense (happening now) to the past tense (already happened) by adding the 'ed' suffix. Read Look up! again. Look at these examples of time words in English resource 3a . Next, use your sequenced pictures to retell the story in the past tense, using the time words (e.g. First, rocket handed ed out flyers she had made. She want ed everyone to know about the meteor shower!) Plan your recount of Rocket's day using English resource 3b . Remember to <ul style="list-style-type: none">- write in the past tense- use words with ed suffixes
	Support: Click here for support (English resource 3c)
	Deepening: add extra details to each part of your plan using your green pen.
Phonics	You'll notice the resources below have either 1, 2 or 3 stars next to them. Start on 2 stars, if this is a little easy use the 3 star activity, if it's a little tricky have a go at the 1 star. Don't forget, excellent learners like a challenge! Please watch the following lesson and complete the activity below .
Curriculum: PSHCE	Safer Internet Week- How do you stay safe when searching for something online? <ul style="list-style-type: none">• Think – How can we stay safe when searching for something online?• Listen to the Detective Digi Duck story.• Think - What does Wise Owl tell the group to do if they are unsure about something online? Look at his top tips for searching online.• Create present Wise Owl's advice for being safe online. You could create a poster, record a video or even create your own song.
Daily Tasks	20 minutes of reading using Bug Club. Practice your spellings for this week.

Thursday

	Thursday
Maths	<p>Lesson 5: Solving Word Problems</p> <p>To use visual representations and patterns to solve word problems; to develop precision in model drawing to recognise similarities and differences.</p> <p>Textbook 1B – chapter 11 – lesson 5 – pages 30-31 Workbook 1B – chapter 11 – worksheet 5 – pages 31-32</p> <p>Support: https://classroom.thenational.academy/lessons/solving-comparison-problems-part-2-75j3jr?step=1&activity=video</p> <p> Deepening: Thursday Maths resource.</p>
English	<p>WRITE : Recount of Rocket's day</p> <p>Look at your plan from yesterday and use it to re-tell the story again. Try to add some extra details to make your story even more interesting.</p> <p>Read an example recount in English resource 4a. Click here to hear it being read aloud.</p> <p>Write your recount of Rocket's day.</p> <p>Remember to:</p> <ul style="list-style-type: none">- Use your plan- Write in the past tense (use words with 'ed' suffixes)- Use capital letters for pronouns (names of people and places) <p>Support: Click here for support (English resource 4b)</p> <p> Deepening: Can you try to include an exclamation mark to show something is surprising or important?</p>
Curriculum: PSHCE	<p>Safer Internet Week- KQ: Can we trust everyone we speak to online?</p> <ul style="list-style-type: none">• Think – Can we trust everyone we speak to online?• Listen to the story Digi Duck's Famous Friend• Activity – Try to remember the events in the story to answer the questions below. You could write, video or voice record your answers.
Daily Tasks	<p>20 minutes of reading using Bug Club. Practice your spellings for this week.</p>

	Friday
Maths	<p>Word problems recap: Watch this video of Tom doing some word problems.</p> <p>Think about the different methods you can use to solve word problems.</p> <p>Independent work: Maths Resource</p>
	<p>Support: Watch previous support videos provided for this chapter.</p>
	 Deepening: Write your own word problem for Tom to have a go at solving.
English	<p>PUBLISH or PRESENT: Recount of Rocket's day</p> <p>Check your writing from yesterday. Check you have followed all of the 'remember tos' from Thursday's lesson.</p> <p>Choose – you can either publish your writing at home and decorate your writing with lots of pictures inspired by the book, or record yourself reading your recount and upload it to SeeSaw.</p> <p>If you are publishing, remember to:</p> <ul style="list-style-type: none"> - Sit correctly (at a table if possible) - Write on the lines - Form letters correctly <p>Keep letters the same size</p>
	 Deepening: Read your story to someone at home. Can you use expression to add meaning to your writing?
Curriculum: Music/PE	Mrs Chowdhary will send you links to these lessons via Seesaw.
Daily Tasks	20 minutes of reading using Bug Club. Practice your spellings for this week.

Reading
Continue to read the book you are reading at home every day for at least 20 mins with an adult. You should also use your Bug Club account to read with an adult.
Grammar and Spelling
Ask an adult to test you on your spellings to learn for the week. Look up the meaning. Write the spelling in a sentence. Practice these for 15 minutes each day. Your spellings to learn are:
<p><i>their your one once</i></p>

Resources

Monday Resources

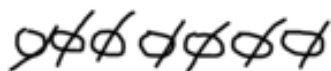
Maths-

Deepening Question

WALT: solve word problems

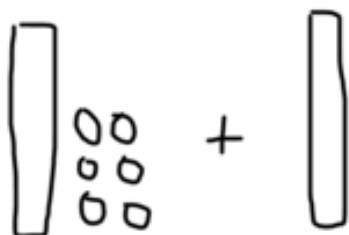
Check these word problems. Are they correct? If not – explain how they should be solved.

1. There are seven apples in a basket. There are also seven pears. How many pieces of fruit are there in total?



$$\boxed{7} \ominus \boxed{7} = \boxed{0}$$

2. Ben had 16 sweets. He ate 10 of them. How many does he have left?



$$\boxed{16} \oplus \boxed{10} = \boxed{26}$$


Then write your own word problems and solve them.

Maths 2-





Mrs Chowdary has 12 strawberries on her plate for breakfast. She eats 7 of them. How many strawberries are left on the plate?

English- 1a










WOWSERS!

Everyone's here, and they're all holding my flyers.



English 1b




 <p>meteor</p>	Angry and/or upset
 <p>rare</p>	A chunk of rock or metal from space that falls through the atmosphere, or layer of gases, surrounding Earth.
 <p>cross</p>	Not often found or seen
 <p>victory</p>	Pain in the body
 <p>grumble</p>	SUCCESS
 <p>aching</p>	To complain in a low voice
 <p>speechless</p>	Unable to speak because of strong emotion

Curriculum Science-

Science resource 1

What is happening outside?

Draw or write in the table below:

What is the weather like? 	What animals can you see and hear? 	What plants can you see? 

Tuesday Resources

Maths-

Resource 1

WALT – solve word problems

- 3 Amira has 15 sweets.
Lulu has 11 sweets.
Who has fewer sweets? How many fewer?

$$\square \ominus \square = \square$$

Lulu has fewer sweets than Amira.






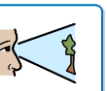


My friend says he only needs to look at the digits 1 and 5 to work out this answer. What does he mean?

English- 2a








English 2b

Activity 1: Match the verb with the past tense. The words in red are a challenge!

verb	past tense verb
 ache	saw *
 stare	thought *
 stop	went *
 miss	pointed
 point	ached
 see *	missed
 think *	stared
 go *	stopped

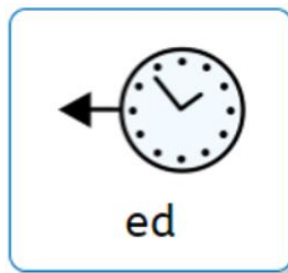
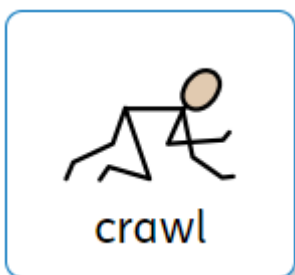
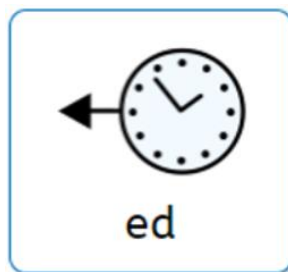
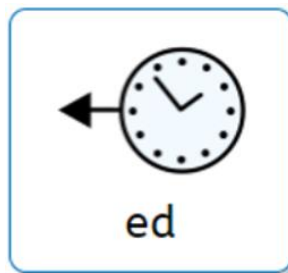

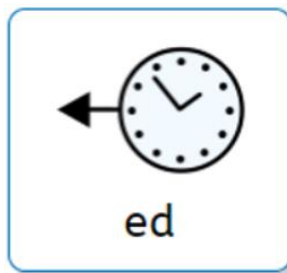
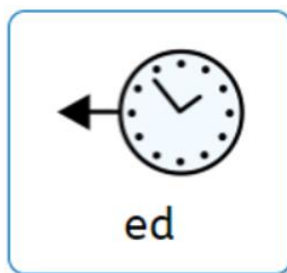

Activity 2: One of the ways of changing a verb to the past tense is by adding 'ed'. Add ed to these verbs to change them into the past tense:

 jump		
 climb		
 talk		
 walk		
 crawl		

English 2c

Match the word with the suffix and read.

Practice writing the word.







Phonics-

LO: Read ow alternates

Match these words with the pictures.



<p>There were flowers on the ground.</p>		
<p>You cannot throw that ball.</p>		
<p>The big house was in the town.</p>		
<p>There is lots of snow today.</p>		


Use these words in sentences:

blow

owl

show

LO:read and spell ow alternates





Read the passage and find the words with ow alternates and sort them into the table.

How did the slow cow eat the snow?






You must not blow on a crow.

Now is the time to show the flowers to the town.



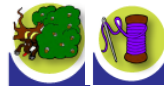
Look at the picture and spell the word. Can you use it in a sentence?

LO:read ow alternates





Read the passage and find the words with ow alternates and sort them into the table.



How did the slow cow eat the snow?

You must not blow on a crow.

Now is the time to show the flowers to the town.

Look at the picture and spell the word. Can you use it in a sentence?

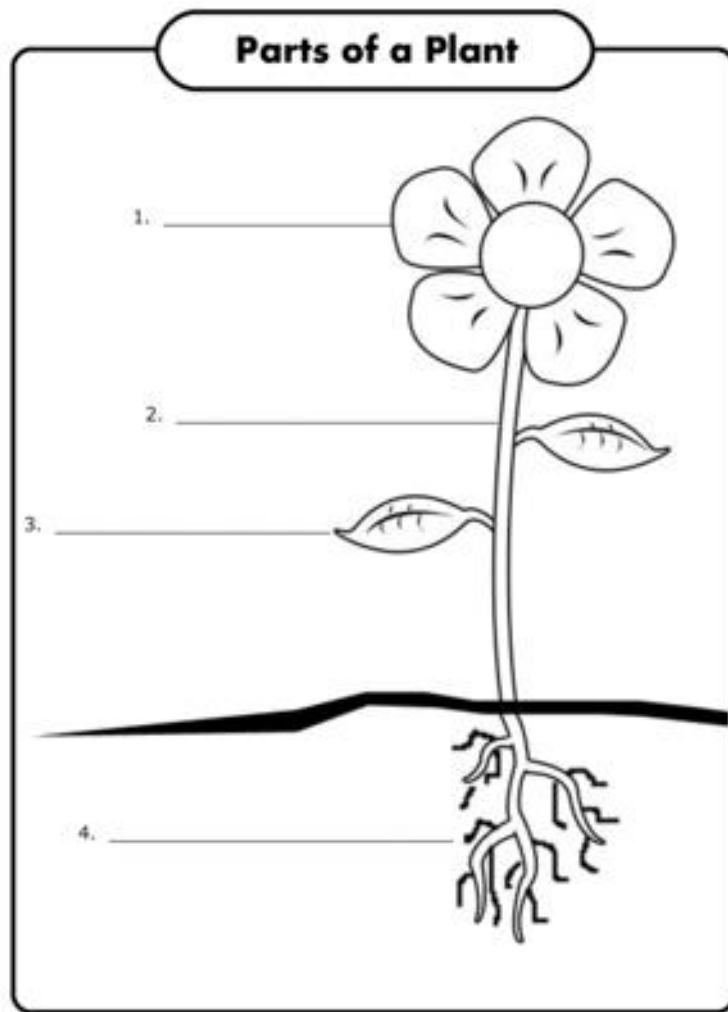
What do these **ow** words mean?

Bobby was cross with his sister. He looked at her and scowled.

Dad left the tap on and let the bath overflow.

Curriculum Science Resource

What do plants look like?



What do the different parts of the plant do?

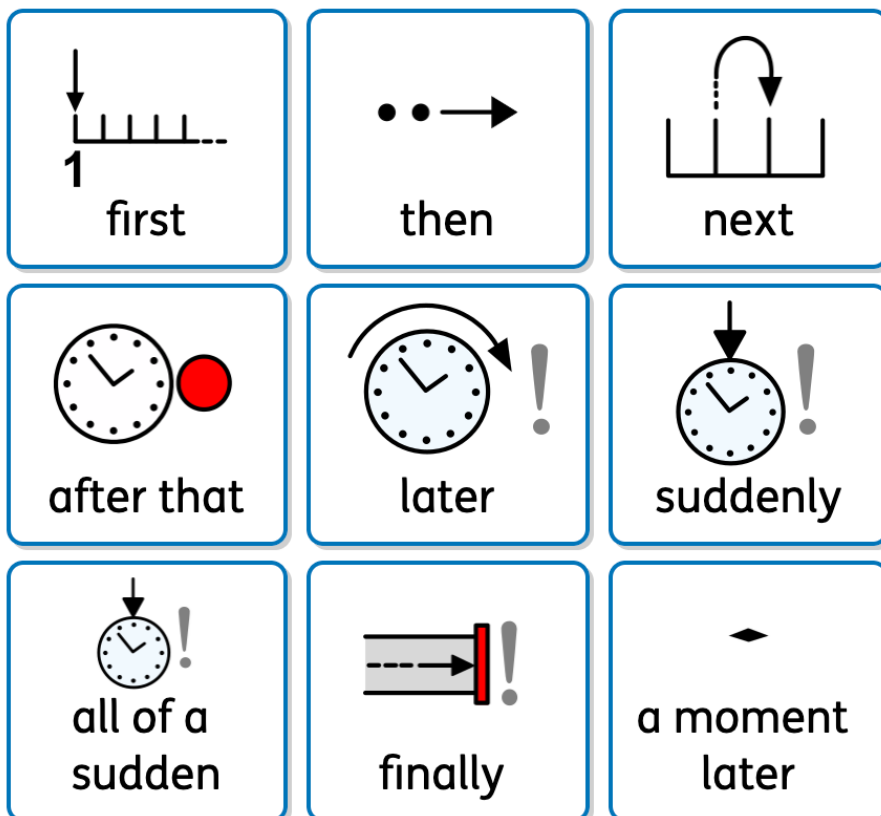
Wednesday Resources

Maths 1 -
Deepening

WALT: find the difference

How many ways are there to find the difference?




























































English 3a



English 3b

Event	Time word (see resource 3a)	What happened?
 <p>For today's occasion, I'm going to see something incredible.</p> <p>THE PHOENIX METEOR SHOWER!</p> <p>COME AND SEE THE GREAT METEOR SHOWER!</p> <p>I want EVERYONE to see it with me, and I'll make some flyers to hand out!</p>		<p>Extra detail</p>
 <p>Tonight come out and witness THE AMAZING PHOENIX METEOR SHOWER!</p> <p>Everyone LOOKS UP!</p>		<p>Extra detail</p>
 <p>As we're about to leave, the doorbell rings...</p> <p>WOWSERS!</p> <p>Everyone's here, and they're all holding my flyers.</p>		<p>Extra detail</p>
 <p>"TO THE PARK!"</p> <p>I yell at the top of my lungs. We're all so excited!</p>		<p>Extra detail</p>
 <p>Look up!!!</p>		<p>Extra detail</p>
 <p>THE PHOENIX METEOR SHOWER!</p> <p>The greatest time! I want every kid to see it with me!</p> <p>Let's look up at the top of our heads!</p> <p>We look up at the top of our heads!</p>		<p>Extra detail</p>

English 3c

Event	Time word (see resource 3a)	What happened?
	 1   early one morning first	    Rocket meteor shower flyers    Extra detail excited ready colourful
	  then next	   Rocket walked supermarket    Extra detail microphone told everyone
	   next after that	    doorbell rang people flyers     Extra detail meteor shower park everyone
	   later that evening	     walked park Jamal meteor shower     Extra detail chilly excited victory dance
	  then next	  waited nothing   Extra detail disappointed sad
	  suddenly finally	     meteor shower bright lights sky



Extra detail beautiful amazing







Phonics

WALT: Read or alternates

Match these words with the pictures.



The dog licked his paw.		
The rocket was launched.		
The claw ripped the shorts.		
T-rex is a dinosaur.		

Use these words in sentences:

saw

torn

August

|



WALT: read and spell or alternates

Read the passage and find the words with or alternates and sort them into the table.



"Help!" An awful sound filled the chilly autumn air. It came from the little, haunted house at the end of the street. It was only a short distance away. Carefully, Paul walked across the lawn and saw claw marks on the door.

aw	au	or	other

Use the words below to fill in the sentences.

see - saw	raw	straw	August	jaws
-----------	-----	-------	--------	------

1. My rabbit sleeps on _____.
2. I like to play on the _____.
3. A hippo has big _____.
4. My birthday is in _____.
5. That meat is _____.



WALT: read and spell or alternates

Read the passage and find the words with or alternates and sort them into the table.

"Help!" An awful sound filled the chilly autumn air. It came from the little, haunted house at the end of the street. It was only a short distance away. Carefully, Paul walked across the lawn and saw claw marks on the door.

aw	au	or	other

Can you work out what the underlined word means?

"Don't dawdle!" yelled Dad. "At this speed we will never get to school."

The lady was exhausted after running a long race.

The queen put her tea cup back onto the saucer.

Curriculum

PSHCE



Top Tips For Searching Online



Wise_Owl's advice:

- ✓ Talk about it with an adult.
- ✓ Check another website.
- ✓ Use books to help.
- ✓ Look out for things that seem strange.
- ✓ Think about what you know already.

Can you think of any of your own?



Thursday Resources

Maths-

Mind Workout

I have 4 more books than Ravi has.
How many books must I give Ravi so that we have the same number of books?



English- 4a

Model text

Rocket was a little girl who loved to look up. She wanted to be the best astronaut in the world.

Early one morning, Rocket was ready for a special mission. The Phoenix meteor shower! Rocket made lots of flyers to tell everyone about the exciting event. She felt excited.

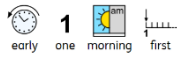
First, Rocket walked to the supermarket with her older brother Jamal. He never looked up and always looked down at his phone. While Jamal wasn't looking, Rocket grabbed the microphone and shouted to the whole shop that they should go to the park to see the meteor shower that night. She was so loud!

Next, they walked home and a car drove through an enormous puddle next to them. Jamal got completely soaked! After that, Jamal and Rocket walked to the park to see the meteor shower. Rocket was so excited that she danced a victory dance!


Suddenly, the doorbell rang and everyone who had flyers was at the house to join Rocket at the park. They all rushed to the park. They waited and waited but there was nothing to be seen. Rocket said they would see the meteors if they just looked up. Everyone moaned and groaned.

All of a sudden, there was a bright light in the sky and Rocket got everyone to look up. Jamal and Rocket watched the meteors zoom through the sky! Everyone smiled.

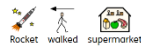
English 4b



_____ Rocket was _____



She was/ they were _____



_____ Rocket _____




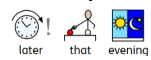
She _____



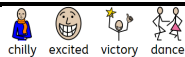
_____ the _____



Everyone _____



_____ everyone _____



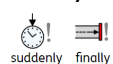
Rocket _____



_____ Rocket _____



They _____



they _____



It was _____

Curriculum- PSHCE

Talk about the story

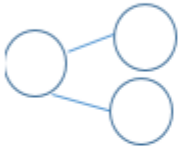


Friday Resources

Maths- Resource


Maths- Word problems recap:

1. Tom had 16 pieces of chocolate. He gave 4 to Miss Williams. How many does he have left?



$$\square \circ \square = \square$$

2. Tom has counted his excellent learner stickers. He has 15 stickers so far this year. Mr Millington gives him 5 more for not giving up. How many does Tom have altogether?



$$\square \circ \square = \square$$