



Belleville Wix Academy

Year 1B Home Learning

Time frame: week beginning : 05/01/2021

We are so sorry you are unable to be at school. Whilst you stay at home, we want you to keep learning, so please complete the following work I have set for you.

- Choose the work for the correct day of the week. Our home learning provision each day includes the following: one maths lesson, one English lesson and a curriculum subject of your child's choice.
- The maths learning will always be based on the Maths No Problem lesson the class is doing. **Please ensure you have signed up to the parent guide for Maths No Problem.**
- **Please ensure you upload your work onto Seesaw – it is important that the class teacher can see all the fantastic learning you are doing at home.**



Year 1B Timetable

Zoom	
Wake Up, Shake Up 8:30am 30 minutes	<p>'Wake Up, Shake Up' - Live Fun Fitness Sessions with Mr Bartlett and your schoolmates on Mondays, Tuesdays, Wednesdays and Fridays at 8.30-9.00am.</p> <p>Start your day right with a fun fitness session and challenges with Mr Bartlett and your schoolmates! What better way to move your body, laugh with your friends and feel great for the rest of the day! They are open to all pupils and families at Belleville Wix, no matter your age. You may even spot a few of your teachers getting involved! Daily exercise has the power to improve your health, fitness and learning. Why not give it a go?!</p>
Registration 9:00am	<ul style="list-style-type: none"> • Be dressed in your uniform • Have your resources to hand • Registration • Home learning for the day explained
Maths 9:05am 25-30 minutes	<ul style="list-style-type: none"> • Teacher to teach the maths concept • Pupils sent off to complete their work independently. • Some pupils may stay on with teacher to discuss further. • All pupils return at 11:00 am.
English 11:00am 25-30 minutes	<ul style="list-style-type: none"> • Teacher to teach the English concept • Pupils to complete their work independently. • Some pupils may stay on with teacher to discuss further. • All pupils return at 1:50 am.
Between 11:25-1:50	<ul style="list-style-type: none"> • Pupils to complete the curriculum work in the home learning document. • Pupils to post their work on Seesaw to be marked by the teacher. • During this time, pupils to have lunch and take some exercise.
Afternoon Registration 1:50pm 15-20 minutes	<ul style="list-style-type: none"> • Whole class reading session. • Pupils to share their work and say goodbye for the day.

	<p>Maths</p> <p>You can find our maths home learning on the Q1E website: https://www.q1e.co.uk/current-home-learning/</p>
Tuesday	<p>Textbook 1A – Chapter 6 – Lesson 5 Workbook 1A – Worksheet 5</p> <p>Learn the strategy: https://classroom.thenational.academy/lessons/to-identify-one-more-and-one-less-than-a-number-within-20-ccvkae?step=2&activity=video</p>
Wednesday	<p>Textbook 1A – Chapter 7 -Lesson 1 Workbook 1A – Chapter 7 - Worksheet 1</p> <p>Learn the strategy: https://classroom.thenational.academy/lessons/to-add-by-counting-on-using-a-number-line-ccukct?step=1&activity=video</p>
Thursday	<p>Textbook 1A – Chapter 7 -Lesson 2 Workbook 1A – Chapter 7 - Worksheet 2</p> <p>Learn the strategy: https://classroom.thenational.academy/lessons/to-use-the-make-ten-strategy-to-add-two-1-digit-numbers-part-1-70r62e?step=2&activity=video https://classroom.thenational.academy/lessons/to-use-the-make-ten-strategy-to-add-two-1-digit-numbers-part-2-60rk4t?step=1&activity=video</p>
Friday	<p>Textbook 1A – Chapter 7 -Lesson 3 Workbook 1A – Chapter 7 - Worksheet 3</p> <p>Learn the strategy: https://classroom.thenational.academy/lessons/to-add-a-1-digit-number-to-a-teens-number-using-a-known-fact-69gkat?step=2&activity=video</p> <p>Recap taking away within 20, physically and on a number line Learn the strategy: Complete the online lesson to subtraction methods: https://classroom.thenational.academy/lessons/counting-back-in-ones-to-subtract-6qu64r</p>
	<p>Writing</p>
Tuesday	<p>Asking questions</p> <p>This week we are going to look at the book ‘Here We Are’ By Oliver Jeffers. Click here to listen to the book.</p> <p>Think of some questions you would like to ask about the book? E.g. Why is the sea blue?</p> <p>Remember questions start with – who, what, where, why, when, how</p> <p>Deepening – sort the questions into groups (e.g. about different parts of the books or questions which start with each question word)</p>

Wednesday	<p>Describing a setting</p> <p>Imagine an alien has landed on Earth. Have a go at describing the setting from the book to them!</p> <p>Look at English resource 1 and write adjectives around the picture to label what you can see.</p> <p>Deepening - can you use your senses to add even more description? How does it look, smell, feel, taste or sound?</p>
Thursday	<p>Write a description</p> <p>Write a description of the setting that you looked at yesterday.</p> <p>Try and use couplets to add details to your description. Look at English resource 2 to see an example.</p>
Friday	<p>Publish your writing</p> <p>Read your setting description from yesterday. Check you have used full stops and capital letters. Publish your writing from this week on the 'Here We Are' publishing sheet – English resource 3.</p> <p>Remember!</p> <ul style="list-style-type: none"> • Sit at a table with a straight back and both feet on the floor. • Hold your pencil correctly. • Write slowly and carefully making sure your letters are formed correctly and are the same size.
Reading	
<p>Please make sure that you select a book from Bug Club to read every day and answer the comprehension questions by clicking on the big. You could send me a picture of the book you read or a video of you reading. Remember to sound out unfamiliar words, keep your eyes peeled for tricky words we just remember and break up longer words by reading them in parts and pushing them together.</p>	
Phonics	
<p>You'll notice the resources below have either 1, 2 or 3 stars next to them. Start on 2 stars, if this is a little easy use the 3 star activity, if it's a little tricky have a go at the 1 star. Don't forget, excellent learners like a challenge!</p>	
<p>1 - Please watch the following lesson and complete the activities below. (Phonics 1 resources 1)</p>	
<p>2 - Please watch the following lesson and complete the activity below. (Phonics 2 resource 1)</p>	

Grammar and Spelling

Ask an adult to test you on your spellings to learn for the week.

Say the names of the letters as you write them.

Look up the meaning of the words.

Write the spelling in a sentence.

Your spellings to learn are:

when

what

Revise:

they

all

my

by

said

all

are

have

like

Other Curriculum Subjects

History –
1

What toys do we play with?

- How many different types of toy can you name? Write a list.
- Find a toy in your house and hide it from your grown up. Describe it to them. Can they guess what it is?
You should tell them:
What it is made of.
What you do with it.
Who might play with it.
What it looks like.
- Choose a toy from the grid to describe to your grown up. Can they guess what it is? Can you guess the toy they describe for you? (History resource 1)

History –
2

How have toys changed over time?

- Watch the two [videos](#) called 100 years of toys.
- What has changed about toys through time? Are they made of the same materials? Can they do the same things?
- What is the same about toys through time? Who has played with them?
- Sort the toys below into newer and older toys. Write some sentences to explain how you know. (History resource 2)

RE - 1

What's in a church?


- A church is a special place of worship for Christians
- Take a virtual tour of [Southwark Cathedral](#) or [Offenham Church](#)
- Spot the special items that can be found in a church below and label them. (RE resource 1)


	Challenge: Complete the passage below. (RE resource 2)
RE - 2	<p>What do Christians believe about God?</p> <ul style="list-style-type: none"> • Christians believe that there is one God and he created the world and everything in it. He also sent his son Jesus, to show people how to live. • Watch and listen to the story of Jesus • Write down 3 or more things that were said about Jesus in the story. (RE resource 3) <p>Challenge: How do Christians celebrate Jesus' birth?</p>
PSHCE	<p>How can we keep ourselves healthy and safe?</p> <p>Watch this video about staying healthy.</p> <p>Watch this video about keeping yourself safe.</p> <p>Draw a person and write all the things that keep them healthy and safe.</p>

The Year 1 team









ENGLISH

Resource 1






You could use these words to help you

 white	 cloud	 pointy
 sky	 blue	 ground
 flat	 hot	 fluffy
 pond	 wet	 cold

ENGLISH

Resource 2



All around me I can see hundreds of beautiful fish. The fish are swimming in the deep sea. Next to the fish I can see a huge pink octopus. It's 8 tentacles are floating around it. Underneath me I can see a shipwreck. The shipwreck is wooden and it looks massive. Beside the shipwreck there is a coral reef. It looks beautiful.




The volcano is hot.

The pond is wet.

The ground is flat and dry.

The sky is blue.

The cloud is white and fluffy.



ENGLISH

Resource 3



PHONICS 1

Resource 1



I can read digraphs.

Add sound buttons

Read the word

draw a picture



Add sound buttons	Draw a picture
<u>ar</u> m	
star	
farm	
corn	
fork	
dirt	
shirt	

church

bird

herbs

Now write a sentence using each of these words.

Resource 2



I can read digraphs.

Add sound buttons

Read the word

Draw a picture



Add sound buttons	Draw a picture
arm	
star	
farm	
corn	
fork	
dirt	
shirt	

Circle the correct spelling:



skurt skirt skert



furn firn fern



nurse nirse nerse

Thursday alert first

Write a sentence using each of these words.

PHONICS



I can read digraphs.



Circle the correct spelling:



skurt skirt skert



furn firn fern



nur-se nir-se ner-se

er	ir	ur

Have a go at spelling the words in the grid. Write some sentences or a short story to show that you understand them.

PHONICS 2

Resource 1



I can read digraphs.

Add sound buttons

Read the word

Draw a picture



Add sound buttons	Draw a picture
pie	
night	
tie	
sight	
like	
lies	
kite	

bike

fries

lie

Now write a sentence using each of these words.



I can read digraphs.

Add sound buttons

Read the word

Draw a picture



Add sound buttons	Draw a picture
pie	
night	
tie	
sight	
like	
lies	
kite	


Circle the correct spelling:



flighs flies flise



tights ties tites



spighks spieks spikes

alright

white

ties

Write a sentence using each of these words.

Resource 3



I can read digraphs.




Circle the correct spelling:



~~flights~~ ~~flies~~ ~~flise~~



~~tights~~ ~~tiet~~ ~~tites~~



~~spights~~ ~~spieks~~ spikes

igh	ie	i-e

Have a go at spelling the words in the grid. Write some sentences or a short story to show that you understand them.

History



Resource 1


Can you recognise any of these toys and name them?



Resource 2

Can you sort the toys in the table below into newer and older toys? Write some sentences to explain how you know.

 Toys from the Past past	 Toys from Today present
<hr/> <hr/> <hr/>	<hr/> <hr/> <hr/>
<hr/> <hr/> <hr/>	<hr/> <hr/> <hr/>
<hr/> <hr/> <hr/>	<hr/> <hr/> <hr/>
<hr/> <hr/> <hr/>	<hr/> <hr/> <hr/>



RE

Resource 1

Places of Worship: **Church**

Fill in the blanks from the list.

font pulpit pews altar cross stained-glass window lectern



Extension: Complete the cloze passage



A f_____ is used to b_____ babies and people joining the Christian community



A l_____ is used by the v_____ to rest the B_____ on when he is giving a sermon.



C_____ are used to help people remember that G_____ is the light of the w_____.



A s_____ g_____ w_____ has beautiful pictures of s_____ from the B_____.



The a_____ is a special place where the v_____ will bless the b_____ and w_____ for the Communion.