

Year 1 Remote Learning

Time frame: week beginning: 22.02.21

We are so sorry you are unable to be at school. Whilst you stay at home, we want you to keep learning, so please complete the following work I have set for you.

Look at the work for the correct day of the week for maths, English and the wider curriculum. Our home learning provision each day includes the following: one maths lesson, one English lesson and one wider curriculum lesson.

- The maths learning will always be based on the Maths No Problem lesson the class is doing. **Please ensure you have signed up to the parent guide for Maths No Problem.**
- **Please ensure you upload your work onto Seesaw – it is important that the class teacher can see all the fantastic learning you are doing at home.**



Year 1 timetable

Wake Up Shake Up 8:30am 30 minutes	'Wake Up, Shake Up' - Live Fun Fitness Sessions with Mr Bartlett and your schoolmates on Mondays, Tuesdays, Wednesdays and Fridays at 8.30-9.00am. Start your day right with a fun fitness session and challenges with Mr Bartlett and your schoolmates! What better way to move your body, laugh with your friends and feel great for the rest of the day! They are open to all pupils and families at Belleville Wix, no matter your age. You may even spot a few of your teachers getting involved! Daily exercise has the power to improve your health, fitness and learning. Why not give it a go?!				
Registration 9:00am	<ul style="list-style-type: none"> • Be dressed in your uniform • Have your resources to hand • Registration • Home learning for the day explained 				
Maths 9:05am 25-30 minutes	<ul style="list-style-type: none"> • Teacher to teach the maths concept • Pupils sent off to complete their work independently. • Some pupils may stay on with teacher to discuss further. 				
English 11:00am 25-30 minutes	<ul style="list-style-type: none"> • Teacher to teach the English concept • Pupils to complete their work independently. • Some pupils may stay on with teacher to discuss further. 				
Curriculum When you have completed Maths and English	<ul style="list-style-type: none"> • Pupils to complete the curriculum work in the home learning document. • Pupils to post their work on Seesaw to be marked by the teacher. • During this time, pupils to have lunch and take some exercise. 				
Afternoon Registration 13:50pm 15-20 minutes	<ul style="list-style-type: none"> • Whole class reading session. • Pupils to share their work and say goodbye for the day. 				
Links to Days	Monday	Tuesday	Wednesday	Thursday	Friday
Resources	Monday	Tuesday	Wednesday	Thursday	Friday

Monday

Maths

Recap making equal groups practically

- Practice making equal groups at home. Pick a number between 1-20, make it out of dry pasta, bricks or counters. Can you make it into **equal** groups? How many groups have you got? How many are in each group?
- Watch a video of Mr Millington having a go [here](#) .

Support: <https://classroom.thenational.academy/lessons/unequal-and-equal-groups-6tgpc>



Deepening: How many equal groups can you make when sharing out 8? Can you share it equally more than one way?

English

READ: Look up!

Read [Look up! \(First video on page\)](#)

Look at the pictures in [English resource 1a](#). **Order** the pictures correctly. You can cut them out and stick them in the correct order, or write numbers next to each picture.

Support: Look through the story again here: [Look up! \(First video on page\)](#)



Deepening: As a challenge, **clarify** the words in [English resource 1b](#) and **match** them to the correct definition.

**Curriculum :
Science**



KQ: What is happening outside?

- When you go outside, look and see how many different plants and trees you can name. Listen and look to see if you can hear any animals. What is the weather like?
- Record what you can see and hear using Monday [Science resource](#) . Use as much scientific vocabulary as you can when you record your ideas.

Daily Tasks

20 minutes of reading using Bug Club.
Practice your spellings for this week.

Tuesday

	Tuesday
Maths	<p>Lesson 1: Making Equal Groups (over 2 days)</p> <p>To identify equal groupings as the first step in multiplying; to reinforce the idea that the arrangement of objects does not have an impact on the number of objects.</p> <p>Textbook 1B – chapter 12 – lesson 1 – pages 36-38 Independent activity – Tuesday Maths resource 1a.</p> <p>Support: https://classroom.thenational.academy/lessons/practise-working-with-equal-and-unequal-groups-6nh36c?step=1&activity=video</p> <p> Deepening: Maths resource 1b Tuesday</p>
English	<p>EXPLORE: Use 'ed' suffixes correctly</p> <p>Recap - Read Look up! again and check that you sequenced your pictures correctly yesterday.</p> <p>Look at the page from the book in English resource 2a, where Rocket is describing what is happening in this part of the story. Some of the verbs (doing words) have been highlighted.</p> <p>Click here to learn about how to change verbs from the present tense (happening now) to the past tense (already happened), by adding the 'ed' suffix.</p> <p>Look at English resource 2b and match the verbs with their past tense form (activity 1) Next, have a go at writing the past tense verbs (activity 2). Try to use these words in sentences.</p> <p>Support: Click here for support (English resource 2c)</p> <p> Deepening: Use the past tense verbs in sentences, e.g. I jumped high in the air.</p>
Phonics	<p>You'll notice the resources below have either 1, 2 or 3 stars next to them. Start on 2 stars, if this is a little easy use the 3 star activity, if it's a little tricky have a go at the 1 star. Don't forget, excellent learners like a challenge!</p> <p>Please watch the following lesson and complete the activity below.</p>
Daily Tasks	<p>20 minutes of reading using Bug Club. Practice your spellings for this week.</p>

Wednesday

Maths

Lesson 1: Making Equal Groups (over 2 days)

To identify equal groupings as the first step in multiplying; to reinforce the idea that the arrangement of objects does not have an impact on the number of objects.

Textbook 1B – chapter 12 – lesson 1 – pages 36-38
Workbook 1B – chapter 12 – worksheet 1 – pages 37-38

Support: <https://classroom.thenational.academy/lessons/redistributing-from-unequal-to-equal-groups-6rtk4d?step=1&activity=video>



Deepening: [Maths resource Wednesday.](#)

English

PLAN: Recount of Rocket's day

Recap - [Click here](#) to remind yourself how to change verbs from the present tense (happening now) to the past tense (already happened) by adding the 'ed' suffix.

Read [Look up!](#) again.

Look at these examples of time words in [English resource 3a](#). Next, **use** your sequenced pictures to retell the story in the past tense, using the time words (e.g. First, rocket handed out flyers she had made. She wanted everyone to know about the meteor shower!)

Plan your recount of Rocket's day using [English resource 3b](#).

Remember to

- write in the past tense
- use words with **ed** suffixes

Support: [Click here for support \(English resource 3c\)](#)



Deepening: Add extra details to each part of your plan using your green pen.



**Curriculum:
Geography**


KQ: What is the world made up of?

- Spend some time exploring this [3D globe](#) to identify what the world is made up of. Be sure to click on the photorealistic globe. Write down a list of what you saw when you looked at the 3D globe.
- [Use the picture of the globe or the map](#) of the World below, or draw a picture of the world, to colour and label it using these words: ocean, land, equator. Can you explain how a globe and a map are different?
- Write down 2 or 3 questions you would like to find out about the Earth. You might use these question stems: *What is...? Who...? What does...? Where is...? What can...? Where can...?*

Daily Tasks

20 minutes of reading using Bug Club.
Practice your spellings for this week.

	Thursday
Maths	<p>Lesson 2: Adding Equal Groups</p> <p>To understand we can count groups of the same quantity more efficiently; to find multiple ways of counting groups of the same quantity.</p> <p>Textbook 1B – chapter 12 – lesson 2 – pages 39-41 Workbook 1B – chapter 12 – worksheet 2 – pages 39-41</p> <p>Support: https://classroom.thenational.academy/lessons/to-recognise-and-add-equal-groups-cgr68d?activity=video&step=1</p> <p> Deepening: Thursday Maths resource.</p>
English	<p>WRITE : Recount of Rocket’s day</p> <p>Look at your plan from yesterday and use it to re-tell the story again. Try to add some extra details to make your story even more interesting.</p> <p>Read an example recount in English resource 4a. Click here to hear it being read aloud.</p> <p>Write your recount of Rocket’s day.</p> <p>Remember to:</p> <ul style="list-style-type: none"> - Use your plan - Write in the past tense (use words with ‘ed’ suffixes) - Use capital letters for pronouns (names of people and places) <p>Support: Click here for support</p> <p> Deepening: Can you try to include an exclamation mark to show something is surprising or important?</p>
Curriculum: PSHCE	<p>Safer Internet Week- How do you stay safe when searching for something online?</p> <ul style="list-style-type: none"> • Think – How can we stay safe when searching for something online? • Listen to the Detective Digi Duck story. • Think - What does Wise Owl tell the group to do if they are unsure about something online? Look at his top tips for searching online. • Present Wise Owl’s advice for being safe online. You could create a poster, record a video or even create your own song.
Daily Tasks	<p>20 minutes of reading using Bug Club. Practice your spellings for this week.</p>

	Friday
Maths	<p>Lesson 3: Making Equal Rows</p> <p>To organise objects into equal rows in order to begin counting equal numbers efficiently.</p> <p>Workbook 1B-chapter 12 – lesson 3 – pages 42-43 Independent work: Maths resource 5a.</p> <p>Support: https://classroom.thenational.academy/lessons/to-explore-arrays-part-1-6mvkcd?step=1&activity=video</p> <p> Deepening: Maths resource 5b.</p>
English	<p>PUBLISH or PRESENT: Recount of Rocket's day</p> <p>Check your writing from yesterday. Check you have followed all of the 'remember tos' from Thursday's lesson.</p> <p>Choose – you can either publish your writing at home and decorate your writing with lots of pictures inspired by the book, or record yourself reading your recount and upload it to SeeSaw.</p> <p>If you are publishing, remember to:</p> <ul style="list-style-type: none"> - Sit correctly (at a table if possible) - Write on the lines - Form letters correctly <p>Keep letters the same size</p> <p>Deepening: Read your story to someone at home. Can you use expression to add meaning to your writing?</p>
Curriculum: Music/PE	Mr Millington and Miss Williams will send you links to these lessons via Seesaw.
Daily Tasks	20 minutes of reading using Bug Club. Practice your spellings for this week.

Reading

Continue to read the book you are reading at home every day for at least 20 mins with an adult. You should also use your Bug Club account to read with an adult.

Grammar and Spelling

Ask an adult to test you on your spellings to learn for the week. Look up the meaning. Write the spelling in a sentence. Practice these for 15 minutes each day. Your spellings to learn are:

many




any

Mr Millington and Miss Williams.








Resources

Monday Resources

English- 1a



1b


 <p>meteor</p>	Angry and/or upset
 <p>rare</p>	A chunk of rock or metal from space that falls through the atmosphere, or layer of gases, surrounding Earth.
 <p>cross</p>	Not often found or seen
 <p>victory</p>	Pain in the body
 <p>grumble</p>	SUCCESS
 <p>aching</p>	To complain in a low voice
 <p>speechless</p>	Unable to speak because of strong emotion

Curriculum Science-

What is the weather like?



What animals can you see and hear?



What plants can you see?



--	--	--

Tuesday Resources

Maths- Resource 1a

1 Which of these show equal groups?





2



 groups
Each group has  .



 groups
Each group has  .

Maths resource 1b

Deepening question

What does equal mean?






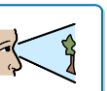


Draw some pictures and write some sentences to explain.

English- 2a








English 2b

Activity 1: Match the verb with the past tense. The words in red are a challenge!

verb	past tense verb
 ache	saw *
 stare	thought *
 stop	went *
 miss	pointed
 point	ached
 see *	missed
 think *	stared
 go *	stopped

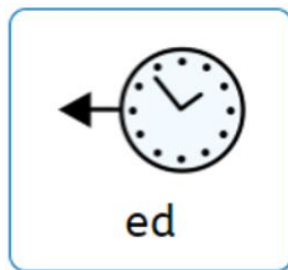
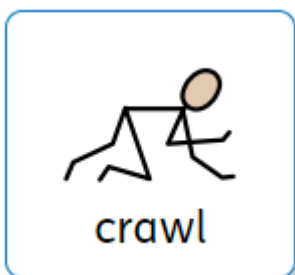
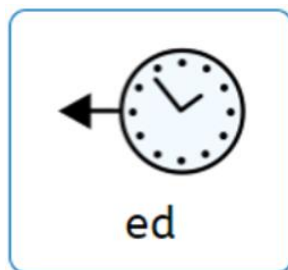
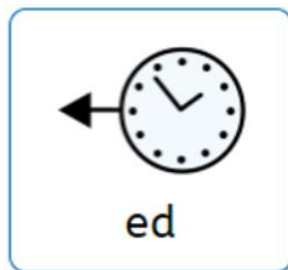

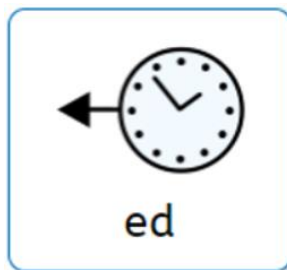
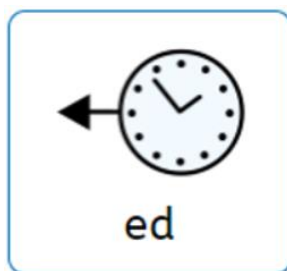

Activity 2: One of the ways of changing a verb to the past tense is by adding 'ed'. Add ed to these verbs to change them into the past tense:

 jump		
 climb		
 talk		
 walk		
 crawl		

English 2c

Match the word with the suffix and read.

Practice writing the word.



Phonics-

LO: read ow alternates



Match these words with the pictures.

There were
flowers on the
ground.



You cannot
throw that ball.



The big house
was in the town.



There is lots of
snow today.



Use these words in sentences:

blow

owl

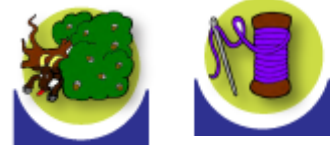
show



LO: read and spell ow alternates



Read the passage and find the words with ow alternates and sort them into the table.

How did the slow cow eat the snow?





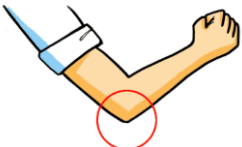


You must not blow on a cow.

Now is the time to show the flowers to the town.

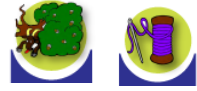
Look at the picture and spell the word. Can you use it in a sentence?



LO: read ow alternates


Read the passage and find the words with ow alternates and sort them into the table.



How did the slow cow eat the snow?

You must not blow on a crow.

Now is the time to show the flowers to the town.

		Look at the picture and spell the word. Can you use it in a sentence?
		
		
		

What do these **ow** words mean?

Bobby was cross with his sister. He looked at her and **scowled**.

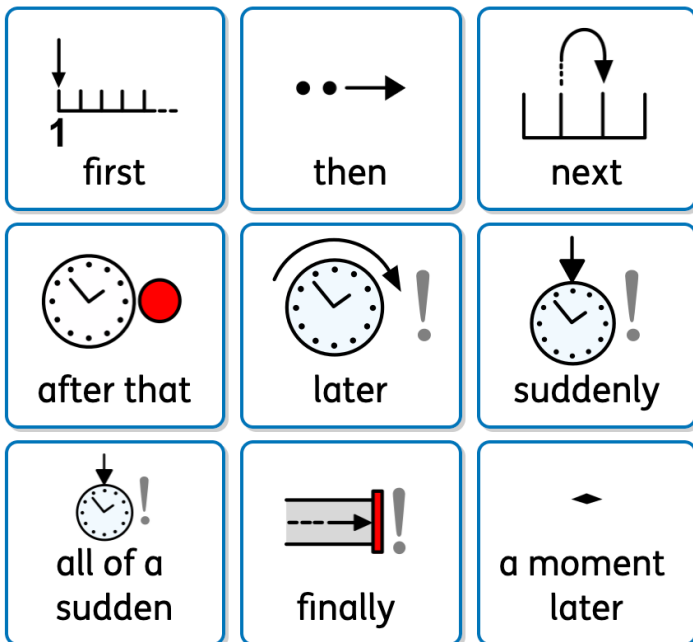
Dad left the tap on and let the bath **overflow**.

Wednesday Resources

Maths- Deepening

Can you share 7 into equal groups? Show your answer using a picture and see if you can articulate how you know.


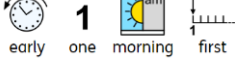



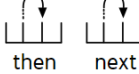











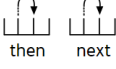


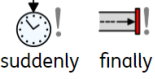

English 3a




English 3b

Event	Time word (see resource 3a)	What happened?
		<p>Extra detail</p>
		<p>Extra detail</p>
		<p>Extra detail</p>
		<p>Extra detail</p>
		<p>Extra detail</p>
		<p>Extra detail</p>

English 3c

Event	Time word (see resource 3a)	What happened?
	 <p>early one morning first</p>	 <p>Rocket meteor shower flyers</p>  <p>Extra detail excited ready colourful</p>
	 <p>then next</p>	 <p>Rocket walked supermarket</p>  <p>Extra detail microphone told everyone</p>
	 <p>next after that</p>	 <p>doorbell rang people flyers</p>  <p>Extra detail meteor shower park everyone</p>
	 <p>later that evening</p>	 <p>walked park Jamal meteor shower</p>  <p>Extra detail chilly excited victory dance</p>
	 <p>then next</p>	 <p>waited nothing</p>  <p>Extra detail disappointed sad</p>
	 <p>suddenly finally</p>	 <p>meteor shower bright lights sky</p>



Extra detail  beautiful  amazing

Curriculum- Geography



The World



Thursday Resources

Maths -

Draw a picture to show these problems.

- 1 There are 3 groups.
Each group has 4 apples.
3 fours = 12
There are 12 apples.

- 2 4 groups of 2 = 8
4 twos = 8
There are 8 ribbons altogether.

English- 4a

Model text

Rocket was a little girl who loved to look up. She wanted to be the best astronaut in the world.

Early one morning, Rocket was ready for a special mission. The Phoenix meteor shower! Rocket made lots of flyers to tell everyone about the exciting event. She felt excited.

First, Rocket walked to the supermarket with her older brother Jamal. He never looked up and always looked down at his phone. While Jamal wasn't looking, Rocket grabbed the microphone and shouted to the whole shop that they should go to the park to see the meteor shower that night. She was so loud!

Next, they walked home and a car drove through an enormous puddle next to them. Jamal got completely soaked! After that, Jamal and Rocket walked to the park to see the meteor shower. Rocket was so excited that she danced a victory dance!

Suddenly, the doorbell rang and everyone who had flyers was at the house to join Rocket at the park. They all rushed to the park. They waited and waited but there was nothing to be seen. Rocket said they would see the meteors if they just looked up. Everyone moaned and groaned.

All of a sudden, there was a bright light in the sky and Rocket got everyone to look up. Jamal and Rocket watched the meteors zoom through the sky! Everyone smiled.

English 4b



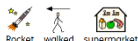
Rocket was



She was/ they were



Rocket



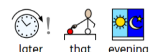
She



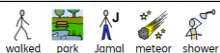
the



Everyone



everyone



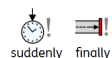
Rocket




Rocket



They



they



It was





Top Tips For Searching Online



Wise_Owl's advice:

- ✓ Talk about it with an adult.
- ✓ Check another website.
- ✓ Use books to help.
- ✓ Look out for things that seem strange.
- ✓ Think about what you know already.

Can you think of any of your own?




Friday Resources

Maths- 5a

Guided Practice

1




rows

2 in one row

twos =

There are altogether.

2



rows

5 in one row

fives =

There are altogether.

Maths 5b – deepening



You have 12 cookies.

How can you arrange them into equal rows? How many different ways can you arrange them?