

## Reception Home Learning

Time frame: week beginning: 11/01/21


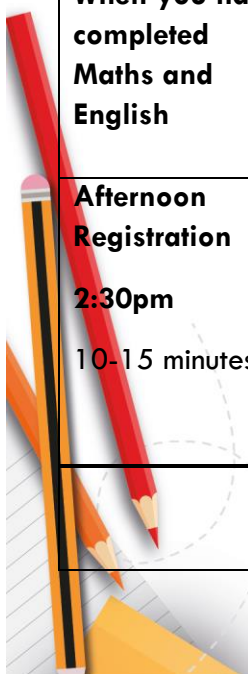
We are so sorry you are unable to be at school. Whilst you stay at home, we want you to keep learning, so please complete the following work I have set for you.

- Look at the work for the correct day of the week for maths, English and the wider curriculum. Our home learning provision each day includes the following: one maths lesson, one English lesson and one wider curriculum lesson.
- **Please ensure you upload your work onto Seesaw – it is important that the class teacher can see all the fantastic learning you are doing at home.**



## RW Timetable

<b>Zoom</b>	
<b>Wake Up, Shake Up</b> <b>8:30am</b> 30 minutes	<b>'Wake Up, Shake Up' - Live Fun Fitness Sessions with Mr Bartlett and your schoolmates on Mondays, Tuesdays, Wednesdays and Fridays at 8.30-9.00am.</b> Start your day right with a fun fitness session and challenges with Mr Bartlett and your schoolmates! What better way to move your body, laugh with your friends and feel great for the rest of the day! They are open to all pupils and families at Belleville Wix, no matter your age. You may even spot a few of your teachers getting involved! Daily exercise has the power to improve your health, fitness and learning. Why not give it a go?!
<b>Registration</b> <b>10:00am</b>	<ul style="list-style-type: none"> <li>• Be dressed in your uniform</li> <li>• Have your resources to hand</li> <li>• Registration</li> <li>• Home learning for the day explained</li> </ul>
<b>Maths</b> <b>10:05am</b> 20-25 minutes	<ul style="list-style-type: none"> <li>• Teacher to teach the maths concept</li> <li>• Pupils sent off to complete their work independently.</li> <li>• Some pupils may stay on with teacher to discuss further.</li> </ul>
<b>Literacy</b> <b>12:00am</b> 20-25 minutes	<ul style="list-style-type: none"> <li>• Teacher to teach the Literacy concept</li> <li>• Pupils to complete their work independently.</li> <li>• Some pupils may stay on with teacher to discuss further.</li> </ul>
<b>Curriculum</b>  <b>When you have completed Maths and English</b>	<ul style="list-style-type: none"> <li>• Pupils to complete the curriculum work in the home learning document.</li> <li>• Pupils to post their work on Seesaw to be marked by the teacher.</li> <li>• During this time, pupils to have lunch and take some exercise.</li> </ul>
<b>Afternoon Registration</b> <b>2:30pm</b> 10-15 minutes	<ul style="list-style-type: none"> <li>• Whole class reading session.</li> <li>• Pupils to share their work and say goodbye for the day.</li> </ul>
	<b>Maths</b>



Monday



## Recognise numbers 11 and 12.

Tom went out to count the dinosaur teeth last night but he had a problem! He's only learnt numbers up to 10 and there were more than 10 teeth. Tom needs our help!

- You're going to create your own numberline this week. [Maths resource 1](#)
- Complete your numbers to 10 and then add 11 and 12.
- Add the correct number of dots below each number. I've done the number 1 for you.

Support: <https://classroom.thenational.academy/lessons/placing-numbers-within-ten-in-order-chqk8d>



Deepening: Can you think of other ways of showing 11 and 12?

Tuesday

## Recognise numbers 13, 14 and 15.

I want you to be number detectives!

- Look for any numbers in your house. You could look at things like your clock or your oven. Does your house have a number on the door?
- Add the new numbers learnt today to your numberline.

Support: <https://classroom.thenational.academy/lessons/counting-up-to-15-objects-and-putting-them-in-order-part-1-65hkcc>



Deepening: Can you think of other ways of showing 13, 14 and 15?

Wednesday

## Recap recognising numbers 11-15

Tom is very confused!

- Help Tom count out 11-15 objects. You can use counters/pasta or any objects you have at home.
- Complete the sheet and match the numbers to the pictures. [Maths resource 2](#)
- Challenge sheet: Count the pictures and write the correct number next to them.



Support: <https://classroom.thenational.academy/lessons/counting-up-to-15-objects-and-putting-them-in-order-part-2-cdi38e>




Deepening:





Thursday

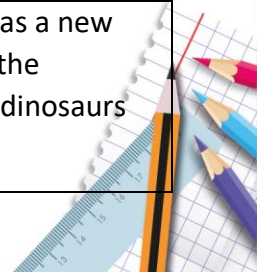

## Estimate and check by counting





Tom and his friends are getting much braver with their numbers and they have been estimating how many the other has got. Can you remember what estimating is?


- With someone at home, play the estimate game.
- Partner A – put a number of objects in a bowl.



	<ul style="list-style-type: none"> <li>Partner B – estimate how many there are and count to check.</li> </ul> <p>Support: <a href="https://classroom.thenational.academy/lessons/counting-up-to-15-objects-and-putting-them-in-order-part-3-60v6cc">https://classroom.thenational.academy/lessons/counting-up-to-15-objects-and-putting-them-in-order-part-3-60v6cc</a></p> <p> Deepening: Tom estimated that there are 4 dinosaur footprints in this picture. Do you think he made a sensible guess?</p> 
Friday	<p><b>Learning to count with numbers 11-15.</b></p> <p>Tom is getting in a pickle with his numbers, he keeps getting in a muddle about which number comes next.</p> <ul style="list-style-type: none"> <li>Help Tom with his counting - say the numbers aloud in order and practice writing them.</li> <li>Complete the counting and writing numbers sheet. <a href="#">Maths resource 3</a></li> </ul> <p>Support: <a href="https://classroom.thenational.academy/lessons/knowing-one-more-than-a-number-within-15-60up8r">https://classroom.thenational.academy/lessons/knowing-one-more-than-a-number-within-15-60up8r</a></p> <p> Deepening: Number Formation sheet. <a href="#">Maths resource 4</a></p>
	Literacy
Monday	<p>Listen to this story. <a href="#">Dinosaurs love underpants.</a></p> <p>Tom really wants some dinosaurs to visit our classroom so he has made some underpants to try and lure them here.</p> <ul style="list-style-type: none"> <li>Look at the underpants Tom has made.</li> <li>Write a word, caption or sentence to describe each pair of underpants.</li> <li>I have included some examples of what you might write.</li> </ul> <p>Remember to sound the words out and use your finger spaces between each word.</p> <p>Support: <a href="#">Literacy resource 1</a></p> <p> Deepening: Can you write a sentence to tell me why you think the dinosaurs will like the pants Tom has made?</p>
Tuesday	<p>Tom's plan didn't work yesterday – the dinosaurs didn't visit! Tom now has a new idea and he thinks this one will work – if we make our own pants maybe the dinosaurs will come! We all need to design our own pair – which will the dinosaurs choose?</p>



	<ul style="list-style-type: none"> <li>Design a pair of pants and label the features e.g. pocket for biscuit, soft and comfy, jet pack to help you fly.</li> </ul> <p>Support: <a href="#">Literacy resource 2</a></p> <p> Deepening: Can you write a sentence to explain why you chose the features that you did?</p>
<p>Wednesday</p>	<p>We have all designed exciting underpants but we need to persuade the dinosaurs a little bit more – we need to write to them to tell them all about our designs.</p> <ul style="list-style-type: none"> <li>Try and persuade the dinosaurs to come to visit by making our underpants sound <b>really</b> exciting.</li> <li>Write some exciting and persuasive words, captions or sentences about your underpants.</li> </ul> <p> Deepening: Use the following sentence starters in your writing:</p> <p>Choose my pants because.....</p> <p>Guess what.....</p> <p>You won't believe.....</p> <p>My pants are the best because.....</p>
<p>Thursday</p>	<p>Oh my goodness! Our pants have VANISHED! And there's a footprint here... The dinosaurs must have taken them...I wonder what happened next!</p> <ul style="list-style-type: none"> <li>Look at the pictures below from Dinosaurs love Underpants. Write a word, caption or sentence to describe what is happening in the pictures.</li> </ul> <p>Support: <a href="#">Literacy resource 3</a></p> <p> Deepening: Start your sentences using time words (next/then/after that).</p>
<p>Friday</p>	<p>This week we have been thinking about Dinosaurs love Underpants. Do you know any similar stories?</p> <ul style="list-style-type: none"> <li>Listen to the story <a href="#">Aliens love Underpants</a>.</li> <li>Have a think about these 2 books. What is similar about these books? What is different?</li> <li>Can you compare these books to any others you know?</li> <li>The pictures from the front covers of these books have vanished. Design your own front cover to match the titles below. <a href="#">Literacy resource 4</a></li> </ul> <p> Deepening: Could you write a blurb for your book? That is the short passage on the back of a book that tells you a bit about it.</p>



## Reading

Please make sure that you select a book from Bug Club to read every day and answer the comprehension questions by clicking on the bug. You could send me a picture of the book you read or a video of you reading. Remember to sound out unfamiliar words, keep your eyes peeled for tricky words we just remember and break up longer words by reading them in parts and pushing them together.

## Phonics

This week we are learning new digraphs in Phonics.

**Monday:** Watch the lesson [here](#). Read the captions or sentences aloud and circle our Words to Learn. [Phonics resource 1](#)

Deepening: Can you write a sentence with these words in?

**Tuesday:** Watch the lesson [here](#) – digraph ‘nk’

**Wednesday:** Watch the lesson [here](#) – digraph ‘oo’

**Thursday:** Watch the lesson [here](#) – digraph ‘ie’. Now you have learnt all our digraphs for the week, write labels for the pictures – can you spot the digraphs? [Phonics resource 2](#). Challenge: Can you draw in the sound buttons?

**Friday:** Practice writing any digraphs you may have found tricky in the week. Think of words with that digraph in.

Deepening: Can you use your words in a sentence?

## Other Curriculum Subjects

Monday

Personal, Social  
and Emotional  
Development

This week we are learning to negotiate and solve problems by using our words.

- Think and talk about how excellent learners play with each other. Have you ever gotten angry when playing with someone else? How did you solve the problem? Instead of getting angry what else could you do?
- What does an angry face look like?
- Draw an angry face and write down something that makes you angry. Think about how you could solve this differently.


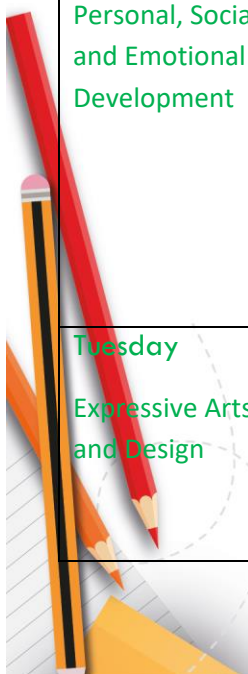
Tuesday

Expressive Arts  
and Design

This week we will finish our dinosaur design sheets and will be begin to think about forming our model.

Have a think about the following questions:

Have you checked your plan to see what you need?



	<p>Which joining materials will work best? Why?</p> <ul style="list-style-type: none"><li>• Start to gather the resources you need for your dinosaur model.</li><li>• Begin joining the materials to make your structure.</li></ul>
<p>Wednesday</p> <p>Understanding the World</p>	<p>This week we are sorting dinosaurs into different categories. Listen to this <a href="#">book</a> about dinosaurs.</p> <ul style="list-style-type: none"><li>• Using the pictures below to sort the dinosaurs into groups. <a href="#">UTW resource 1.</a></li><li>• How have you sorted these? Can you sort them another way? What features have you been looking for?</li></ul>
<p>Thursday</p>	<p>Miss Ward will post the link to the music recorded lesson in the week to seesaw.</p>
<p>Friday</p>	<p>Miss Ward will post the link to the PE recorded lesson in the week to seesaw.</p>

Miss Ward








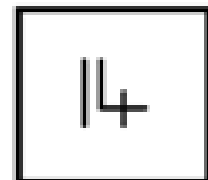



Maths:

Resource 2

WALT: count with numbers up to 15

Independent

Can you match the number to the pictures?


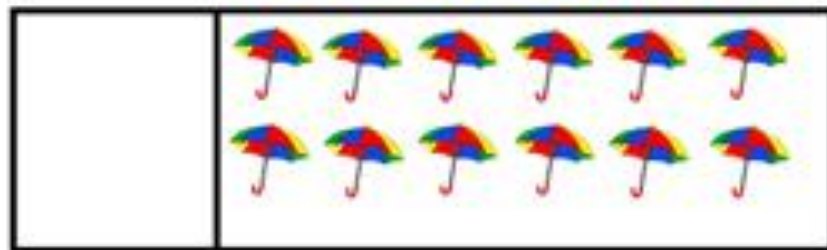


## Challenge Sheet

WALT: count with numbers up to 15

Independent

★ **Can you count the pictures and write the correct number next to them?**







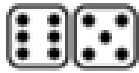







Maths:

Resource 3

WALT: Recognise, count and write numbers 1-5

Can you count how many and write the number to match for each picture?

 <input type="text"/>	 <input type="text"/>	 <input type="text"/>
 <input type="text"/>	 <input type="text"/>	 <input type="text"/>
 <input type="text"/>	 <input type="text"/>	 <input type="text"/>
 <input type="text"/>	 <input type="text"/>	 <input type="text"/>


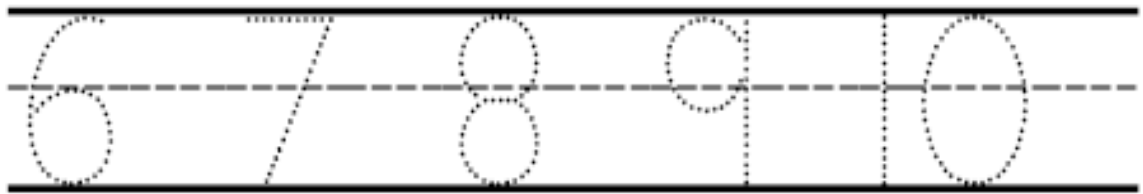
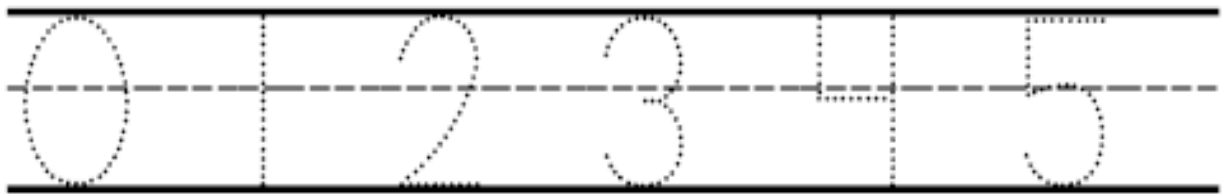
13 or 15 ?



Maths:

Resource 4

## NUMBERS

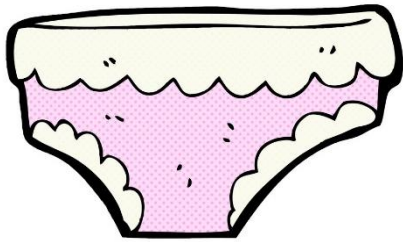


Literacy:

Resource 1





pink



The pink pants.



The pants are pink  
and frilly.



Literacy:

Resource 2

## My Underpants Design

Let's have a look at some funky pants...



Literacy:

Resource 3



★ Angry.

★★ Angry dinosaur.

★★★ At first the dinosaur was very angry.





# Home Learning

Literacy:

Resource 4

Aliens Love Underpants







# Home Learning

Dinosaurs Love Underpants



Phonics:

Resource 1

Can you spot our Words to Learn?

Read the captions or sentences aloud and circle our 2  
Words to Learn.

★ It was big.

★★ It was a big dog in the park.

A friend of mine.

He was a good friend of mine.

I was sad.

I was sad in the dark house.

Part of the team.

I am part of the football team.



Challenge: Can you write a sentence with our Words to Learn in?

Phonics:

Resource 2



---



---



---



---



UTW:

Resource 1





# Home Learning

