



# Belleville Wix Academy

## RW Home Learning

Time frame: week beginning: 05/01/2021

We are so sorry you are unable to be at school. Whilst you stay at home, we want you to keep learning, so please complete the following work set for you.

- Choose the work for the correct day of the week. Our home learning provision each day includes the following: one maths lesson, one English lesson and a curriculum subject of your child's choice.
- **Please ensure you upload your work onto Seesaw – it is important that your class teacher can see all the fantastic learning you are doing at home.**



## RW Timetable

<b>Zoom</b>	
<b>Wake Up, Shake Up</b> <b>8:30am</b> 30 minutes	<b>'Wake Up, Shake Up' - Live Fun Fitness Sessions with Mr Bartlett and your schoolmates on Mondays, Tuesdays, Wednesdays and Fridays at 8.30-9.00am.</b> Start your day right with a fun fitness session and challenges with Mr Bartlett and your schoolmates! What better way to move your body, laugh with your friends and feel great for the rest of the day! They are open to all pupils and families at Belleville Wix, no matter your age. You may even spot a few of your teachers getting involved! Daily exercise has the power to improve your health, fitness and learning. Why not give it a go?!
<b>Registration</b>  <b>10:00am</b>	<ul style="list-style-type: none"> <li>• Be dressed in your uniform</li> <li>• Have your resources to hand</li> <li>• Registration</li> <li>• Home learning for the day explained</li> </ul>
<b>Maths</b> <b>10:05am</b> 20-25 minutes	<ul style="list-style-type: none"> <li>• Teacher to teach the maths concept</li> <li>• Pupils sent off to complete their work independently.</li> <li>• Some pupils may stay on with teacher to discuss further.</li> </ul>
<b>Literacy</b> <b>12:00am</b> 20-25 minutes	<ul style="list-style-type: none"> <li>• Teacher to teach the Literacy concept</li> <li>• Pupils to complete their work independently.</li> <li>• Some pupils may stay on with teacher to discuss further.</li> </ul>
<b>Curriculum</b>  <b>When you have completed Maths and English</b>	<ul style="list-style-type: none"> <li>• Pupils to complete the curriculum work in the home learning document.</li> <li>• Pupils to post their work on Seesaw to be marked by the teacher.</li> <li>• During this time, pupils to have lunch and take some exercise.</li> </ul>
<b>Afternoon Registration</b> <b>2:30pm</b> 10-15 minutes	<ul style="list-style-type: none"> <li>• Whole class reading session.</li> <li>• Pupils to share their work and say goodbye for the day.</li> </ul>

		Maths
10-10.25	Tuesday	<p><b>Complete the online lesson:</b>  <b>Consolidation of time:</b>  <a href="https://classroom.thenational.academy/lessons/consolidating-learning-64rpct">https://classroom.thenational.academy/lessons/consolidating-learning-64rpct</a></p>
10-10.25	Wednesday	<p><b>Complete the online lesson:</b>  <b>Describing position:</b>  <a href="https://classroom.thenational.academy/lessons/using-mathematical-language-to-describe-position-65jk6d">https://classroom.thenational.academy/lessons/using-mathematical-language-to-describe-position-65jk6d</a></p>
10-10.25	Thursday	<p><b>Complete the online lesson:</b>  <b>Describing position accurately:</b>  <a href="https://classroom.thenational.academy/lessons/using-mathematical-language-to-describe-position-accurately-cth30c">https://classroom.thenational.academy/lessons/using-mathematical-language-to-describe-position-accurately-cth30c</a></p>
10-10.25	Friday	<p><b>Complete the online lessons:</b>  <b>Ordering objects by size:</b>  <a href="https://classroom.thenational.academy/lessons/ordering-objects-by-size-cthked">https://classroom.thenational.academy/lessons/ordering-objects-by-size-cthked</a></p>
		<p>Literacy</p> <p>You'll notice the resources below have either 1, 2 or 3 stars next to them. Start on 2 stars, if this is a little easy use the 3 star activity, if it's a little tricky have a go at the 1 star. Don't forget, excellent learners like a challenge!</p>
12-12.25	Tuesday	<p>Today we are going to recap the sounds we have learned so far and practise forming them correctly.  Watch this <a href="#">video</a>.  Say the sound on the card.  Your grown up is going to say a sound, write it down.  Make sure you have formed your letters correctly. (Literacy resource 1)</p>
12-12.25	Wednesday	<p>Listen to this <a href="#">story</a>. Dear Zoo by Rod Campbell</p> <p>Tom would like a new pet but he's not sure what to choose.  Read the words, captions or sentences and draw a picture to match each one. (Literacy resource 2)  Remember to say the sounds and push them together, make sure you're checking for tricky words and digraphs.</p>
12-12.25	Thursday	<p>Tom still can't decide on a pet!  Have a look at the pictures of pets below. (Literacy resource 3)  What would make them a good pet?  What would make them a bad pet?  Write some captions or sentences about each one to help Tom decide.</p>

<p style="text-align: center;">Friday 12-12.25</p>	<p>Tom has finally chosen a pet.....it's a zog! Imagine you could mix some of your favourite animals to make a perfect pet. What would it be like? You can draw your own crazy pet or use one of mine below. (Literacy resource 4) Write some captions or sentences to tell me what your crazy pet looks like and what they can do.</p>
<p>Reading</p>	
<p>Please make sure that you select a book from Bug Club to read every day and answer the comprehension questions by clicking on the bug. You could send me a picture of the book you read or a video of you reading. Remember to sound out unfamiliar words, keep your eyes peeled for tricky words we just remember and break up longer words by reading them in parts and pushing them together.</p>	
<p>Phonics</p>	
<ul style="list-style-type: none"> <li>• Please use the link below to access a daily phonics lesson from the letters and sounds website. This week please click on the 'Spring' tab and watch lessons <b>1 2 3 4 5 (review and reading words ending with s)</b> <a href="https://www.lettersandsounds.org.uk/for-home/reception">https://www.lettersandsounds.org.uk/for-home/reception</a></li> <li>• Please practice applying the sounds learnt so far to writing words (e.g. hat), captions (e.g. The cat.) or sentences (e.g. The cat is on the mat.)</li> </ul>	
<p>Words to Learn</p>	
<p>Recap recognising, reading by sight and writing the Words to Learn taught so far:</p> <p style="text-align: center;"><b>a, l, is, it, in, and, at, the, to, do, no, go, so, he, she</b></p> <p>Remember if the word has a red part that means that part of the word is tricky and you cannot sound it out.</p>	
<p>Other Curriculum Subjects</p>	
<p>Physical Development</p>	<p>Practise sending a ball to a partner with accuracy.</p> <ul style="list-style-type: none"> <li>• Practise throwing, bouncing, rolling and kicking a ball between yourself and a partner.</li> </ul>

	<ul style="list-style-type: none"> <li>• Choose one method and practise it till you are confident, then pick another.</li> <li>• Choose a different way to send the ball each time, tell your partner your choice first so they can get ready to receive. How quickly can you switch between kicking, rolling, bouncing and throwing?</li> </ul>
Personal, Social and Emotional Development	<p>This week we are learning about how to be <b>patient</b>.</p> <p>Talk about what being patient means. Have you ever had to be patient before? Have you ever felt impatient?</p> <p>Tom’s teacher asked him to be patient waiting for his turn with the train track. Can you help Tom and give some advice about what he should do? Should Tom snatch or shout?</p> <p>Draw or write down your ideas on what Tom could do while he waits.</p>
Expressive Arts and Design	<p>This week we are planning a dinosaur model that we will make over the half term.</p> <ul style="list-style-type: none"> <li>• Draw a picture of what you want your dinosaur to look like. You can use the pictures below to help. (EAD resource 1)</li> <li>• Now think about what you will need to make your dinosaur. Start with the body and look at the shapes to make a list of materials e.g. 4 tubes for the legs, 1 medium box for the body, 1 small box.</li> <li>• Think about how you will join your materials and any extra items you will use for detail.</li> <li>• Keep your plan safe to use next week!</li> </ul> <p>Use the format below to help you. (EAD resource 2)</p>
Understanding the World	<p>This week we are sorting and comparing animals we know.</p> <ul style="list-style-type: none"> <li>• Using the pictures below to sort the animals into groups. (UTW resource 1)</li> <li>• How have you sorted them- e.g. animals with and without wings, sea/land/air animals, or animals that are pets or wild.</li> <li>• Can you think of other ways to sort the animals?</li> <li>• What differences and similarities can you find between the animals?</li> </ul>

Resources

Literacy:

Resource 1



Literacy:

Resource 2

★ Pig.

★★ A pink pig.

★★★ The pig is pink.

Dog

A fun dog.

The dog is so much fun.

Cat.

A soft cat.

The cat has got soft fur.

Fish.

A gold fish.

In the pond is a gold fish.

Bat.

A black bat.

The bat has got black wings.

Rat.

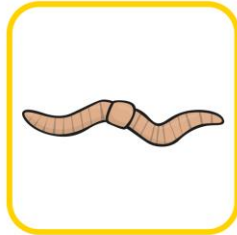







A quick rat.

The rat is so quick.






Literacy:

Resource 3




Literacy:

Resource 4



Draw your Pet



Describe your pet

A rectangular box with a black border containing eight horizontal lines for writing a description of the pet.

EAD:

Resource 1



EAD:

Resource 2

---

## Dinosaur Design



Draw your dinosaur – Can you label it?



What will you need?

1	_____
2	_____
3	_____
4	_____
5	_____
6	_____

UTW:

Resource 1

