

Nursery Remote Learning

Time frame: week beginning: 22.02.21

We are so sorry you are unable to be at school. Whilst you stay at home, we want you to keep learning, so please complete the following work I have set for you.

- Look at the work for the correct day of the week for maths, English and the wider curriculum. Our home learning provision each day includes the following: one maths lesson, one English lesson and one wider curriculum lesson.
- **Please ensure you upload your work onto Seesaw – it is important that the class teacher can see all the fantastic learning you are doing at home.**



Nursery Timetable

Wake Up Shake Up 8:30am 30 minutes	'Wake Up, Shake Up' - Live Fun Fitness Sessions with Mr Bartlett and your schoolmates on Mondays, Tuesdays, Wednesdays and Fridays at 8.30-9.00am. Start your day right with a fun fitness session and challenges with Mr Bartlett and your schoolmates! What better way to move your body, laugh with your friends and feel great for the rest of the day! They are open to all pupils and families at Belleville Wix, no matter your age. You may even spot a few of your teachers getting involved! Daily exercise has the power to improve your health, fitness and learning. Why not give it a go?!				
Registration 9:00am	<ul style="list-style-type: none"> • Be dressed in your uniform • Have your resources to hand • Registration • Home learning for the day explained 				
Maths 9:05am 15-20 minutes	<ul style="list-style-type: none"> • Teacher to teach the maths concept • Pupils sent off to complete their work independently. • Some pupils may stay on with teacher to discuss further. 				
Literacy 10:30am 15-20 minutes	<ul style="list-style-type: none"> • Teacher to teach the Literacy concept. • Pupils to complete their work independently. • Some pupils may stay on with teacher to discuss further. 				
Curriculum When you have completed Maths and English	<ul style="list-style-type: none"> • Pupils to complete the curriculum work in the home learning document. • Pupils to post their work on Seesaw to be marked by the teacher. • During this time, pupils to have lunch and take some exercise. 				
Afternoon Registration 1:20pm 10-15 minutes	<ul style="list-style-type: none"> • Whole class reading session. • Pupils to share their work and say goodbye for the day. 				
Links to Days	Monday	Tuesday	Wednesday	Thursday	Friday
Resources	Monday	Tuesday	Wednesday	Thursday	Friday

Monday

Maths

This week we are learning about the number 6

This week we are looking at the number 6. Watch this [video](#) to learn all about the number 6.

Look at [maths resource 1](#). Can you decorate the number 6? You could print it out or create your own to decorate.

Try and write the number 6. Remember we say “Down to the bottom, a round bag full of tricks, that’s the way we make a 6!”

Support: [Maths resource 1](#)



Deepening: A ladybird has 6 legs. Can you draw 6 legs on my ladybird? See [Maths resource 1 deepening](#).

Literacy

This week we are reading the story ‘Little Red Riding Hood’

As part of our new topic ‘Traditional Tales’, we are going to look at the story ‘**Little Red Riding Hood**’.

Listen to the story [‘Little Red Riding Hood’](#).

-Who are the characters in the story?

-What was Little Red Riding Hood taking to her grandmas?

-Where did Little Red Riding Hood meet the wolf?

Have a look at [literacy resource 1](#). Can you order the pictures to retell the story? You could draw the story using the pictures to help you. Remember to say what is happening in each picture.

Support: [Literacy resource 1](#).

Deepening:

Can you retell the story using the words: first, next, then and finally?

Physical Development

Practice walking up the stairs with:

-One foot behind the other

-Using alternate feet

-Holding an object in your hand

Daily Tasks

Can you recognise and write your name? Use your name card in your home learning pack to help you.

Tuesday

Maths

This week we are learning about the number 6

Today we are looking at different way of representing the number 6. Can you:

- Show me 6 star jumps
- Show me 6 pasta pieces
- Draw 6 zigzags
- Circle the number 6:

5, 4, 6, 5, 6, 2, 6, 1, 6, 3, 5, 2, 6, 1

Support: See [maths support Tuesday](#).



Deepening: Can you find any food in your house that you have 6 of? For example, you might have 6 eggs in a carton.

Literacy

Today we are learning about rhyming words


Listen to '[Little Red Riding Hood](#)'. Today we are going to think about **rhyming words**. We have looked at rhyming words before. Rhyming words are words where the **end** of the words sound the same.

Look at [literacy resource 2](#). We are thinking about words that rhyme with the word **red**. Can you find all the pictures that rhyme with **red** and stick them on the bed or draw the pictures on your board or a piece of paper?

Support: [Literacy resource 2](#).



Deepening: In our story, there is a Gran. Can you think of words that rhyme with Gran? I've added some pictures below to help.



Expressive Art and Design

Look at the puppets in [Expressive Art and Design](#) resource. Can you cut out the puppets and act out the story of Little Red Riding Hood with them? If you have not got a printer maybe you could dress up as a character or draw the characters yourself.

Daily Tasks

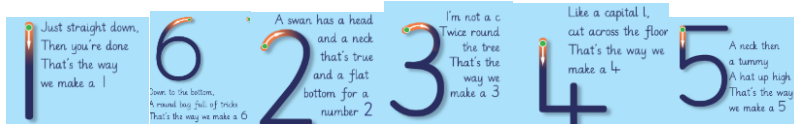
Can you recognise and write your name? Use your name card in your home learning packs to help you.

Wednesday

Maths

This week we are learning about number 6

Can you put these numbers in the correct order?



Today we are thinking about all the ways we can represent the number 6. Look at [maths resource 3](#). Can you circle the different ways you can show number 6?

Support: [Maths resource 3](#)

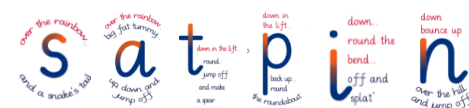


Deepening: Miss Chapman thinks she has got 6 sweets in her jar. Is she right? Can you draw 6 sweets? See [Wednesday deepening](#) to help you.

Literacy

This week we are learning the sound m.

Can you remember the sounds we have learnt so far? Point to each letter and say the sound it makes:



This week we are learning the sound **m**. Watch this [video](#) about the m sound. Can you write the sound **m**? We say "Down, bounce up, over the hill, over another hill and jump off". Look at [literacy resource 3](#) to help you.

Can you write the letter **m** in glitter, sand or rice? Can you make it using playdough? You can be as creative as you like!



Support: [See literacy resource 3](#)



Deepening: Can you think of words that start with the sound **m**? For example:



Personal, Social and Emotional Development

This week we are looking at Little Red Riding Hood. In the story Red Riding Hood stopped to talk to the wolf! Discuss with an adult:

- Was this a good idea? Why/why not?
- Imagine you are Red Riding Hood. What would you have done if you met the wolf?

Daily Tasks

Can you recognise and write your name? Use your name card in your home learning packs to help you.

Thursday

Maths

Today we are learning to count objects reliably

Little Red Riding Hood has been walking through the woods picking up items as she goes. She wants to know how many of each item she has. Can you help her? Watch this [video](#) about useful counting tips.

Look at [maths resource 4](#). Can you count how many of each item Little Red Riding Hood has? Write the number next to each group of items, you could draw your own if you can't print this.

Support: [Maths resource 4](#).




Deepening: Little Red Riding Hood has picked up: 1 banana, 1 strawberry and 1 apple. How many items has she picked up altogether? Draw the items to help you. Write how many she has.

Literacy


This week we are learning the sound m.

Point to each letter and say the sound it makes:



This week we are learning the sound **m**. Watch this video to remind you.

What can you see in the pictures below? Write the letter that shows that sound on your whiteboard or a piece of paper.



Look at [literacy resource 4](#). Today we are making silly soup. Can you draw all the words that start with the sound **m** in the soup bowl? You can draw your own pictures or stick these in.



Support: [English resource 4](#)

Deepening: Can you think of any words that end with the sound **m**?




Understanding the World

Little Red Riding Hood brought so many different types of food to her grandma's house. Grandma only likes to eat healthy food though. Look at the [Understanding the World resource](#). Can you help Little Red sort the food into healthy food and unhealthy food?

Daily Tasks

Can you recognise and write your name? Use your name card in your home learning packs to help you.

	Friday
Maths	<p>Today we are learning about weight. Weight is all about how heavy or light an object it. Watch this video all about weight. Look at maths resource 5. We are comparing super heroes to see which are the heaviest! Can you circle the heaviest superhero in each picture?</p>
	<p>Support: Maths resource 5</p>
	 <p>Deepening: Are small items always light? Can you think of something that is small and heavy?</p>
Literacy	<p>Today we are going to recap all the sounds we have learnt so far</p> <p>Today we are going to recap all the sounds we have learnt so far. Watch this video to remind you of the sounds we have learnt so far and how we spot initial sounds!</p> <p>Look at resource 5. Can you write the initial sound in the box next to each picture?</p>
	<p>Support: Literacy resource 5</p>
	<p>Deepening: Sound button these words and say the sound as you do. I've done the first one for you.</p> <p>map pat pin sit nap</p>
Physical Development	Miss Chapman will post the link to Mr Bartlett's PE lesson to Seesaw.
Daily Tasks	Can you recognise and write your name? Use your name card in your home learning packs to help you.


Reading	
<p>Read a book with your grown up every day. Listen carefully to the stories they read you. What is your favourite part of the story?</p> <p>Who is your favourite character?</p> <p>Did you learn any new words?</p> <p>There are some stories on this website if you've read all your books at home.</p>	
Wider Curriculum	
Music	Miss Chapman will post a link to Miss Hurford's music lesson on Seesaw.

Miss Chapman

Resources

Monday Resources


Maths-





Down to the bottom,
A round bag full of tricks
That's the way we make a 6

Maths deepening-



Little Red Riding Hood Story Map

Cut out the pictures and stick them into the boxes along the path. Can you retell the story of Little Red Riding Hood?

The story map consists of a winding path with ten empty rectangular boxes for pasting pictures. The path starts at a house on the left and ends at a scene with Little Red Riding Hood and her grandmother on the right. Various nature illustrations are scattered around the path, including trees, flowers, birds, and clouds, which can be cut out and placed in the boxes.

Illustrations available for use:

- A house with a thatched roof and a chimney.
- Two evergreen trees.
- A blue bird in flight.
- A purple flower.
- A blue bird in flight.
- A red flower.
- A blue bird in flight.
- A blue flower.
- Little Red Riding Hood and her grandmother.





Tuesday Resources

Literacy-

Red's Rhymes!

What can you find that rhymes with the word 'red?' Cut and stick them onto Red's bed!



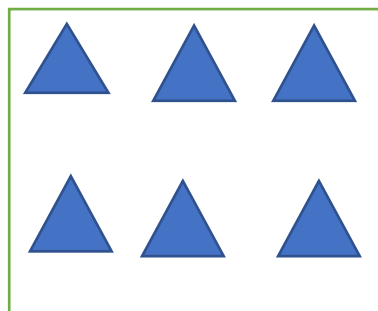
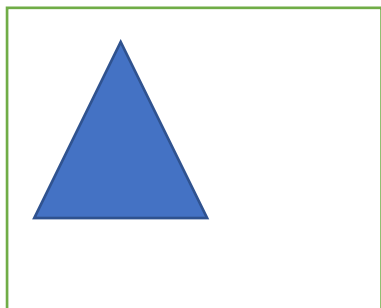
Maths support:

Can you circle which picture shows the number 6?

1)



2)




3)




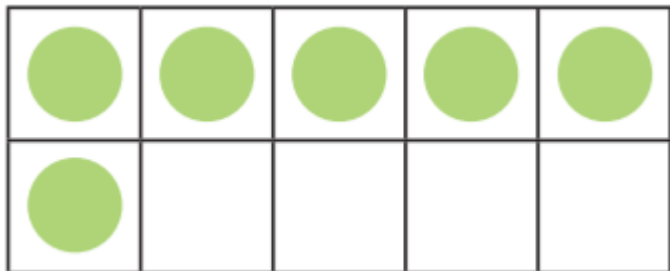
Expressive Art and Design-

Little Red Riding Hood



Wednesday Resources

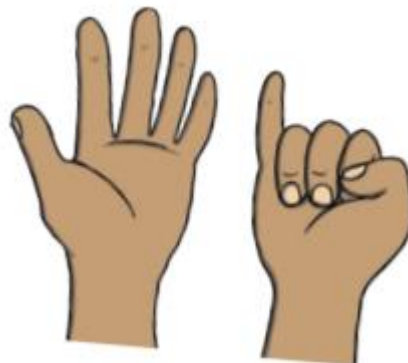
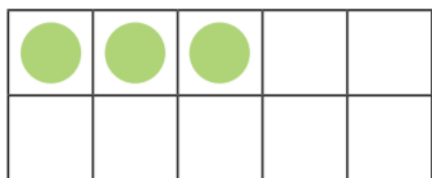
Maths-




8



6



Maths Deepening



Literacy-

down, bounce up, over
the hill, over another

hill


M M M M M M M M


m m m m m m m m

M M M M M M M M

m m m m m m m m

Little Red Riding Hood's Basket




What should Little Red Riding Hood pack in her basket to cheer up Grandma?









Thursday Resources

Maths-



Literacy-





Friday Resources

Maths-




Literacy-



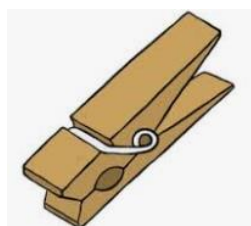
u n



e d d y



n t




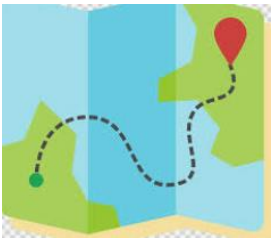
e g



n k



e t



a p