

## Nursery Remote Learning

Time frame: week beginning: 8.01.21

We are so sorry you are unable to be at school. Whilst you stay at home, we want you to keep learning, so please complete the following work I have set for you.

- Look at the work for the correct day of the week for maths, English and the wider curriculum. Our home learning provision each day includes the following: one maths lesson, one English lesson and one wider curriculum lesson.
- **Children are invited to come to all sessions in the week regardless of which side of the week their days fall on. For example, a child that attends Nursery Monday-Wednesday is welcome to attend zooms on Thursday and Friday.**



## Nursery Timetable

<p><b>Wake Up Shake Up</b></p> <p><b>8:30am</b></p> <p>30 minutes</p>	<p><b>'Wake Up, Shake Up' - Live Fun Fitness Sessions with Mr Bartlett and your schoolmates on Mondays, Tuesdays, Wednesdays and Fridays at 8.30-9.00am.</b></p> <p>Start your day right with a fun fitness session and challenges with Mr Bartlett and your schoolmates! What better way to move your body, laugh with your friends and feel great for the rest of the day! They are open to all pupils and families at Belleville Wix, no matter your age. You may even spot a few of your teachers getting involved! Daily exercise has the power to improve your health, fitness and learning. Why not give it a go?!</p>				
<p><b>Registration</b></p> <p><b>9:00am</b></p>	<ul style="list-style-type: none"> <li>• Be dressed in your uniform</li> <li>• Have your resources to hand</li> <li>• Registration</li> <li>• Home learning for the day explained</li> </ul>				
<p><b>Maths</b></p> <p><b>9:05am</b></p> <p>15-20 minutes</p>	<ul style="list-style-type: none"> <li>• Teacher to teach the maths concept</li> <li>• Pupils sent off to complete their work independently.</li> <li>• Some pupils may stay on with teacher to discuss further.</li> </ul>				
<p><b>Literacy</b></p> <p><b>10:30am</b></p> <p>15-20 minutes</p>	<ul style="list-style-type: none"> <li>• Teacher to teach the Literacy concept</li> <li>• Pupils to complete their work independently.</li> <li>• Some pupils may stay on with teacher to discuss further.</li> </ul>				
<p><b>Curriculum</b></p> <p>When you have completed Maths and English</p>	<ul style="list-style-type: none"> <li>• Pupils to complete the curriculum work in the home learning document.</li> <li>• Pupils to post their work on Seesaw to be marked by the teacher.</li> <li>• During this time, pupils to have lunch and take some exercise.</li> </ul>				
<p><b>Afternoon Registration</b></p> <p><b>1:20pm</b></p> <p>10-15 minutes</p>	<ul style="list-style-type: none"> <li>• Whole class reading session.</li> <li>• Pupils to share their work and say goodbye for the day.</li> </ul>				
<p><b>Links to Days</b></p>	<p><a href="#">Monday</a></p>	<p><a href="#">Tuesday</a></p>	<p><a href="#">Wednesday</a></p>	<p><a href="#">Thursday</a></p>	<p><a href="#">Friday</a></p>
<p><b>Resources</b></p>	<p><a href="#">Monday</a></p>	<p><a href="#">Tuesday</a></p>	<p><a href="#">Wednesday</a></p>	<p><a href="#">Thursday</a></p>	<p><a href="#">Friday</a></p>

## Monday

### Maths

**Today we are going to recap our number 1-5.**

With an adult can you sing these numbers songs:

- [5 little speckled frogs](#)

- [5 little ducks](#)

Today we are going to make a bus. For this you will need a paper plate cut in half. If you do not have a paper plate then a piece of paper will be fine. Can you make your plate/paper into a bus? On a piece of paper you can write what number you want on your bus.

You could add some ducks or frogs. How many have you added?

Look at [Maths resource 1](#) as an example to help you.

**Support:** [Maths resource 1](#)



**Deepening:** How many wheels have you added to your bus? Write the number.

How many windows or doors are there? Write the number.

### Literacy

**This week we are learning about transport drivers.**

This week we are learning about **transport drivers**. What different modes of transport can you name?

Watch this [video](#) about transport. Choose 2 of these forms of transport:

-Bus

-Train

-Aeroplane

-Boat

Can you design a ticket for them? Look at all these [different tickets](#) to inspire you.

**Support:** [Literacy resource 1](#)



**Deepening:**

Choose one of those modes of transport. Have you ever been on that mode of transport? Can you remember what it was like? You could draw a picture to show me.

### Physical Development

This week we are going to develop our independence. Independence means doing things by ourselves. Can you practice doing the following tasks independently:

-Putting your coat on

-Putting your socks and shoes on

-Doing up buttons and zips

### Daily Tasks


Can you recognise and write your name? Use your name card in your home learning packs to help you.

**Tuesday**

**Maths**

**Today we are going to recap the numbers 1-5.**

This half term we have learnt about numbers 1-5. Oh no! I have jumbled these numbers up! Can you put them in the right order?



Today we are going to look at ordering and representing numbers to 5. Get an adult to hide numbers 1-5 around the house. You could use [Maths resource 2](#) or write your own numbers together to hide. Find the numbers. Can you represent each number with pasta pieces or blocks?

**Support:** [Maths resource 2](#)



**Deepening:** I have shown 5 with the stars below. Am I right? Why/why not?



**Literacy**

**Today we are going to think about asking questions.**

Questions are very important. We use them all the time to find out new information. Have a look at this [video](#) all about different types of questions.

Today we are going to ask questions to find out what our families favourite mode of transport is. Have a look at the questionnaire in [Literacy resource2](#). Can you ask your family what their favourite mode of transport is? Put a tally mark next to their favourite – here's a [video](#) to show you how to do that.

**Support:** [Literacy resource 2](#)




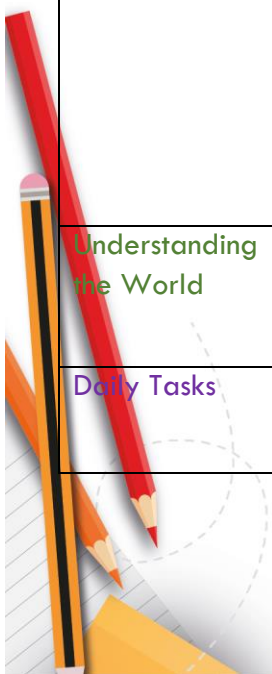
**Deepening:** Can you think of another question you could ask your family about transport? Which question word have you used?

**Understanding the World**

Today we are going to design transport themed biscuits. You can choose an outline [below](#) – you could draw it on a piece of paper if you don't have a printer. Decorate your biscuit design. Imagine what toppings you would like on it. I have added a simple biscuit [recipe](#) in case you wanted to have a go at really making some!

**Daily Tasks**

Can you recognise and write your name? Use your name card in your home learning packs to help you.



**Wednesday**

**Maths**

**Today we are going to count pictures.**  
Sing [1,2,3,4,5 once I caught a fish alive.](#)

Today we are going to practice counting pictures up to 5. How can we make counting easier? We can:

- Put our pictures in a line
- Touch each picture as we count
- Cross our pictures out as we count them

Look at [Maths resource 3](#). Find the correct picture and count how many there are. Can you write the correct number next to the picture?

**Support:** [Maths resource 3](#)

**Deepening:** I have 4 stars. Am I right? Have I made a mistake? Can you fix it?



**Literacy**

**This week we are learning the sound 'n'.**

Point to each letter and say the sound it makes.



Today we are learning a new sound. We are learning the **n** sound. Click on this [video](#) to learn all about the sound **n**.

Can you practice writing the **n** sound? We say 'down, bounce up, over the hill and jump off'. See [Literacy resource 3](#) to help you!

**Support:** [Literacy resource 3](#)

**Deepening:** What can you find in your house that starts with the sound **n**?






**Physical Development**

Today we are going to make playdough vehicles! Choose a vehicle you want to make. Can you try and mould your playdough into that shape? Look at these [examples](#) to help you.

If you do not have playdough at home, you could follow this easy [recipe](#) to make playdough or use construction materials or empty boxes and cartons.

**Daily Tasks**

Can you recognise and write your name? Use your name card in your home learning packs to help you.

	<b>Thursday</b>
<b>Maths</b>	<p><b>Today we are learning about sequencing.</b> Sequencing is when we put events in order. It is really important we put events in the right order so we know exactly when things happen! Watch this <a href="#">video</a> to find out more about sequencing.</p> <p>Today you are going to talk about what you have done this morning. For example:</p> <ul style="list-style-type: none"> <li>-I woke up</li> <li>-I brushed my teeth</li> <li>-I ate my breakfast</li> <li>-I turned on my computer</li> <li>-I said hello to Miss Chapman and my friends</li> <li>-I did my learning task</li> </ul> <p>Can you tell an adult what you have done this morning? Make sure you tell them in the correct order. You can record yourself and put it on Seesaw.</p> <hr/> <p><b>Support:</b> Look at the <a href="#">pictures</a> of someone getting ready for remote learning. Can you discuss what is happening in each picture?</p> <hr/> <p> <b>Deepening:</b> Describe what you have done today using these words: first, then, next, after. You could draw pictures of your day's activities in order.</p>
<b>Literacy</b>	<p><b>This week we are looking at the sound 'n'.</b></p> <p>Can you point to this letter and tell your adult what sound it makes? What is the name of the letter?</p> <div style="text-align: center;">  </div> <p>Today we are going to look for items that start with the sound <b>n</b>. Look at <a href="#">literacy resource 4</a>. Can you circle or draw all the items that start with the <b>n</b> sound?</p> <hr/> <p><b>Support:</b> <a href="#">Literacy resource 4</a></p> <hr/> <p> <b>Deepening:</b> Choose 3 pictures from literacy resource 4 sheet. Say the words out loud. What other sounds can you hear? Can you write them down.</p>
<b>Understanding the World</b>	<p>Today we are going to learn about internet safety. Listen to the story '<a href="#">Smartie the penguin</a>'. Have you used a device at home before? What should you do if you see something that worries you?</p>
<b>Daily Tasks</b>	<p>Can you recognise and write your name? Use your name card in your home learning packs to help you.</p>

## Friday

### Maths

**Today we are learning to sequence events.**

Can you remember what it means to sequence events? Watch this [video](#) to remind you. Today we are going to order pictures.

Look at [maths resource 4](#) This little boy wants to get ready for school. Can you help sequence the events in the right order? Remember to say what is happening in each picture as you look at it!

**Support:** [Maths resource 4](#)



**Deepening:** It is now time to get ready for bed! Can you draw your bedtime routine? What do you do first when you get ready for bed? What do you do next? Make sure you draw your pictures in the right order.

### Literacy

**Today we are learning about rhythm.**

Today we are going to explore how we can use our bodies to make sounds. Listen to this [video](#) of 'Pat-a-cake, Pat-a-cake baker's man'. Can you clap along to the song? Can you think of actions you could do with a partner?

Look at the [lyrics](#) in to help you!

**Support:** Listen to this [video](#) and see [below](#) for lyrics.



**Deepening:** Choose any song you know. Can you clap along to its beat? You can challenge yourself to make up some actions.


### Expressive Art and Design

Today you are going to make a vehicle out of junk modelling. Choose a mode of transport. Can you try and make the vehicle out of different items in your house? You could use bottles, boxes, tubes...whatever you can find! Look at the examples below.



### Daily Tasks

Can you recognise and write your name? Use your name card in your home learning packs to help you.



## Reading

Read a book with your grown up every day. Listen carefully to the stories they read you. What is your favourite part of the story?

Who is your favourite character?

Did you learn any new words?

There are some stories on this [website](#) if you've read all your books at home.

## Wider Curriculum

### Music

Miss Chapman will post the link to Miss Hurd's music lesson on Seesaw

### PE

Miss Chapman will post the link to Mr Bartlett's PE lesson on Seesaw

**Miss Chapman**






## Resources

### Monday Resources

Maths:


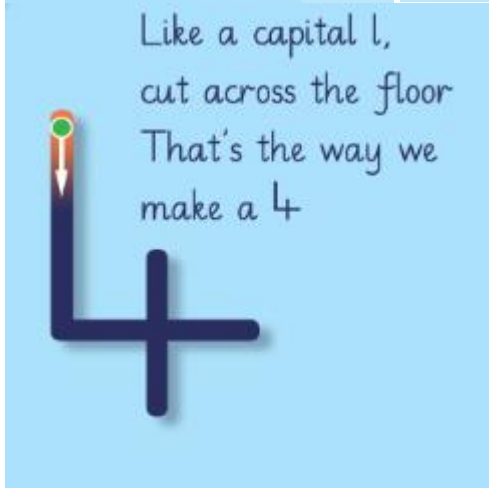
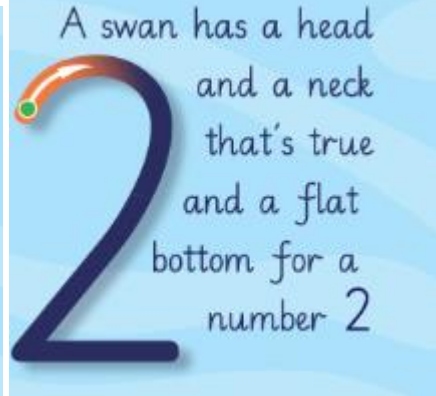


Literacy:

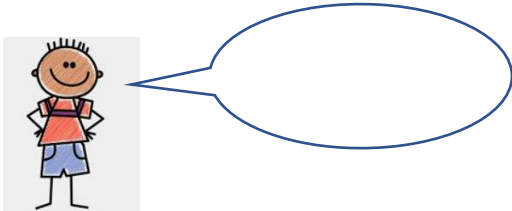








## Tuesday Resources

### Maths-



## Literacy-




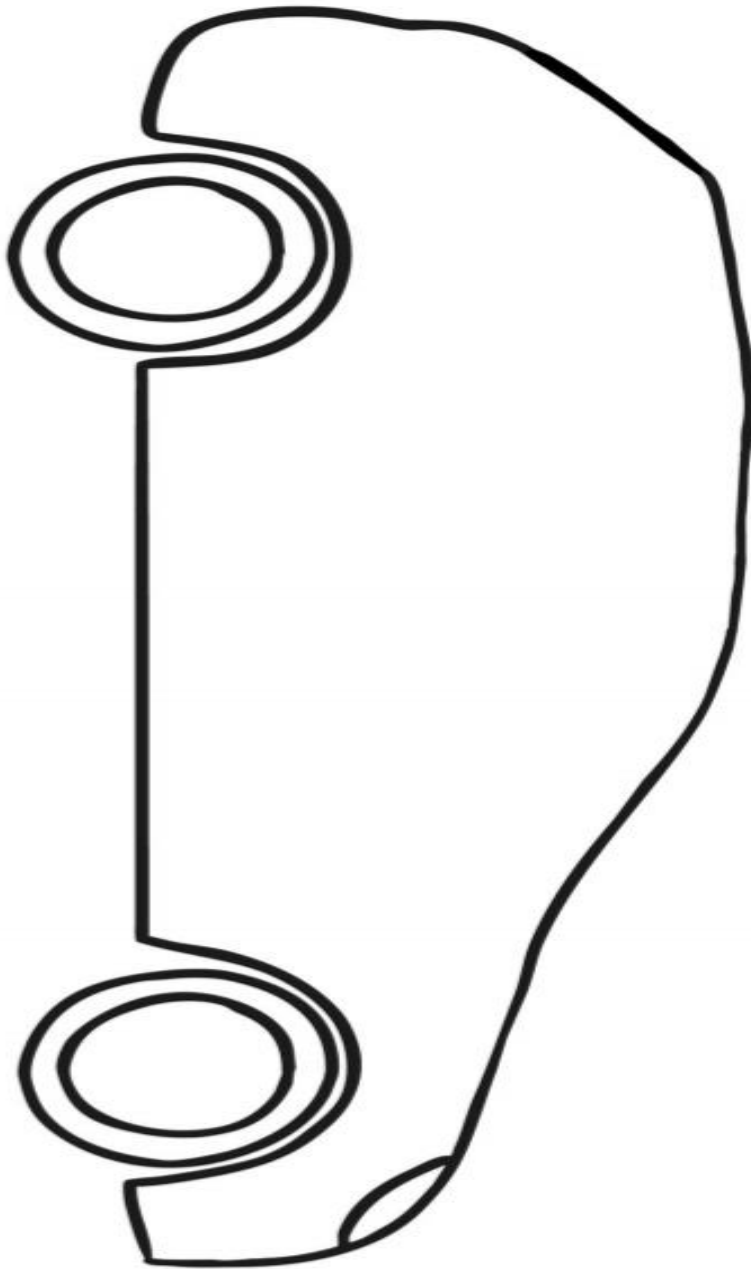
Mode of transport	Tally
 <p>Train</p>	
 <p>Bus</p>	
 <p>Car</p>	
 <p>Boat</p>	
 <p>Bike</p>	
 <p>Plane</p>	





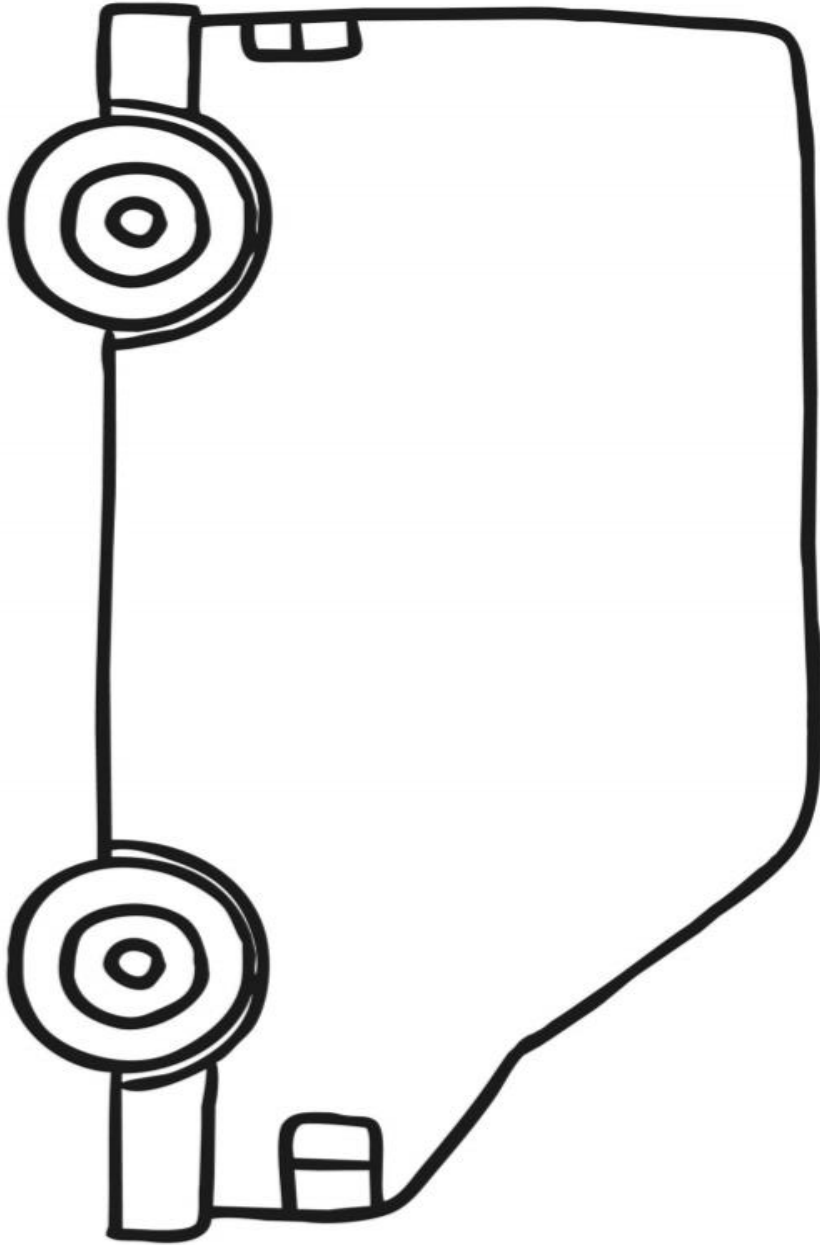
# Remote Learning

Understanding the World -





# Remote Learning

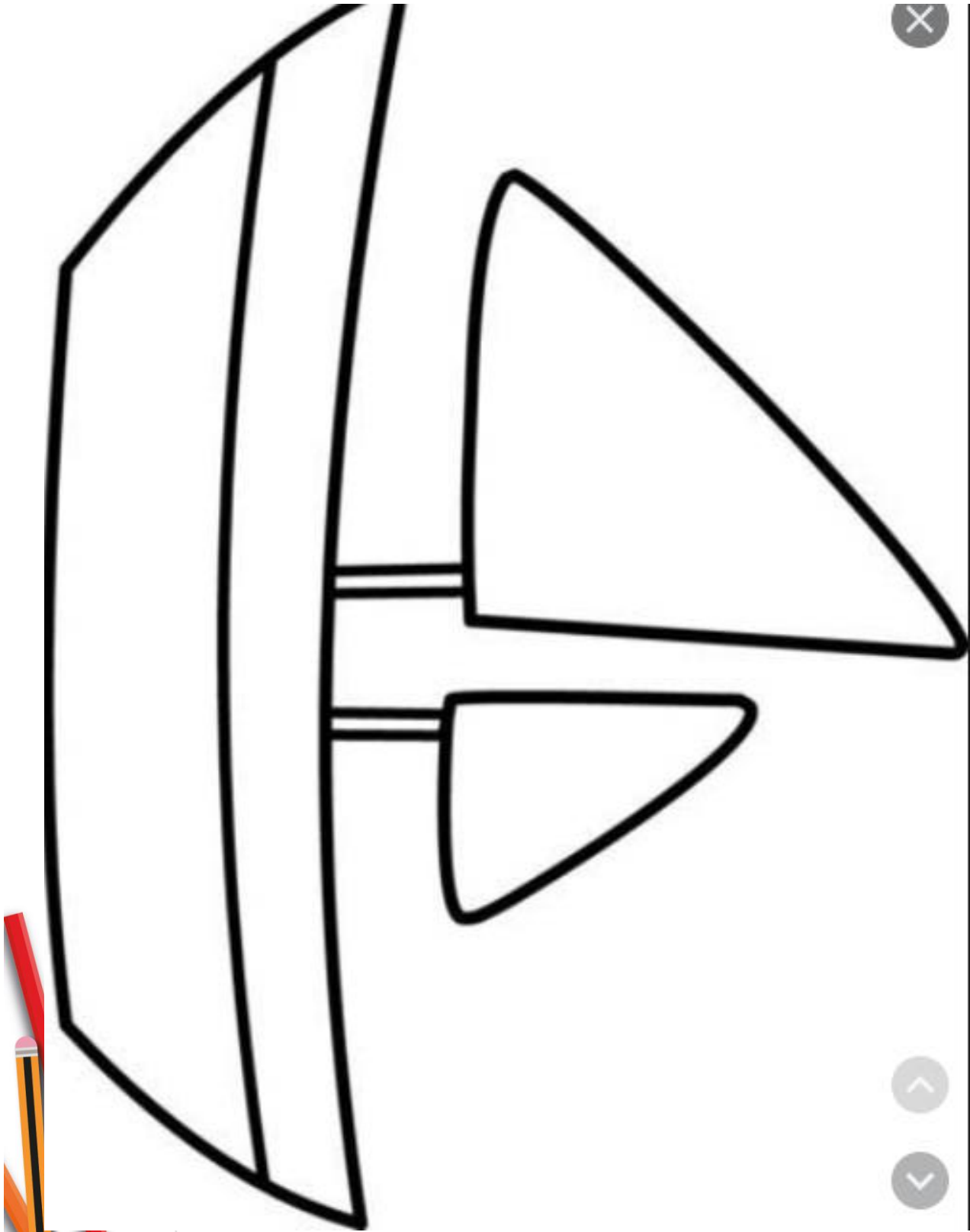


Curious





# Remote Learning





# Remote Learning

## Wednesday Resources

Literacy-




N N N . .

n n n . .

N


n



## Maths-

### Goldilocks and the Three Bears I Spy and Count to 5

Count the number of each picture and write the numeral in the box.



<input type="text"/>	
<input type="text"/>	
<input type="text"/>	
<input type="text"/>	
<input type="text"/>	

## Physical Development:





## Thursday Resources

English-

### Initial Sound I Spy (n)

Find and circle all of the things that begin with n.



Maths support:



## Friday Resources

### Literacy-

# Pat-a-cake

**Pat-a-cake pat-a-cake,  
baker's man.**

**Bake me a cake  
as fast as you can.**

**Pat it...**

**And roll it...**

**And mark it with 'B'.**

**Then put it in  
the oven for  
baby and me.**




## Maths-



**breakfast**



**brush teeth**



**get up**



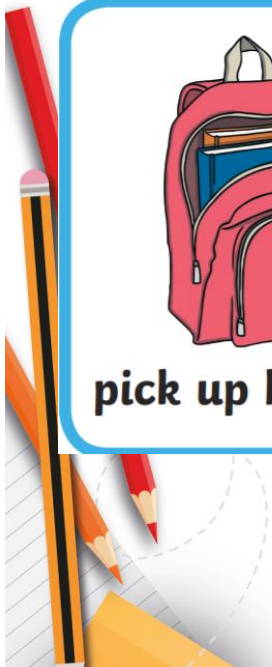
**dress**



**pick up book bag**



**walk to school**





# Remote Learning

