

Nursery Home Learning

Time frame: week beginning: 25.01.21


We are so sorry you are unable to be at school. Whilst you stay at home, we want you to keep learning, so please complete the following work I have set for you.

- Look at the work for the correct day of the week for maths, English and the wider curriculum. Our home learning provision each day includes the following: one maths lesson, one English lesson and one wider curriculum lesson.
- **Children are invited to come to all sessions in the week regardless of which side of the week their days fall on. For example, a child that attends Nursery Monday-Wednesday is welcome to attend zooms on Thursday and Friday.**



Nursery Timetable

Zoom	
Wake Up, Shake Up 8:30am 30 minutes	'Wake Up, Shake Up' - Live Fun Fitness Sessions with Mr Bartlett and your schoolmates on Mondays, Tuesdays, Wednesdays and Fridays at 8.30-9.00am. Start your day right with a fun fitness session and challenges with Mr Bartlett and your schoolmates! What better way to move your body, laugh with your friends and feel great for the rest of the day! They are open to all pupils and families at Belleville Wix, no matter your age. You may even spot a few of your teachers getting involved! Daily exercise has the power to improve your health, fitness and learning. Why not give it a go?!
Registration 9:00am	<ul style="list-style-type: none"> • Be dressed in your uniform • Have your resources to hand • Registration • Home learning for the day explained
Literacy 9:05am 15-20 minutes	<ul style="list-style-type: none"> • Teacher to teach the Literacy concept • Pupils sent off to complete their work independently. • Some pupils may stay on with teacher to discuss further.
Maths 10:30am 15-20 minutes	<ul style="list-style-type: none"> • Teacher to teach the Maths concept • Pupils to complete their work independently. • Some pupils may stay on with teacher to discuss further.
Curriculum	<ul style="list-style-type: none"> • Pupils to complete the curriculum work in the home learning document. • Pupils to post their work on Seesaw to be marked by the teacher. • During this time, pupils to have lunch and take some exercise.
Afternoon Registration 1:20pm 10-15 minutes	<ul style="list-style-type: none"> • Whole class reading session. • Pupils to share their work and say goodbye for the day.



Maths

Monday

Today we are looking at shapes

We have looked at so many different 2D shapes in nursery! Watch this [video](#) about 2D shapes to remind you.

Look at [resource 1](#). Can you cut out the 2D shapes and make a clown picture? Remember to say the name of the 2D shape as we cut it out.

Support: See [Maths resource 1](#).



Deepening: What shape am I describing? It has 3 corners and 3 straight sides.

Tuesday

Today we are making a shape pattern

Look at these shapes. What are the name of these 2 D shapes?



Today we are going to make a repeating shape pattern. Look at this [video](#) all about repeating patterns.

Look at [resource 2](#). Can you make a pattern using these 2D shapes?



Deepening: Deepening: Is this a pattern? Why? Why not?



Wednesday




Today we are looking at the number 4



We have looked at different ways to represent the numbers: **1**, **2** and **3**. Look at math's resource 2. Can you show your adults:

- 1 star jump
- 2 claps
- 3 hops

Can you guess which number we are looking at this week? We are looking at the number **4**! Today we are going to write the number 4. We say 'like and L cut across the floor that's the way we make a number 4!'

Can you try and write the number 4? Look at [resource 3](#) to help you!

	 <p>Deepening: Can you order these numbers from smallest to largest? 3, 2, 1, 4</p>
Thursday	<p>Today we are looking at representing number 4</p> <p>Every week we have thought about different ways to represent numbers. We know that we can represent 4 by:</p> <ul style="list-style-type: none"> -Writing the number 4 -Showing 4 fingers -Doing 4 actions -Drawing 4 pictures <p>Your task today is to show the number 4 as creatively as you can! Maybe you can bake 4 cupcakes? Maybe you can make 4 lego towers? You can choose! Remember to take a picture and show me on Seesaw!</p>
	 <p>Deepening: If I show you 3 fingers am I still showing the number 4? Why or why not?</p>
Friday	<p>This week we are looking at the number 4</p> <p>This week we are looking at number 4. Can you count to 4?</p> <p>Today we are going to look at putting these numbers in the correct order. We call this ordering numbers.</p> <p>Look at maths resource 4. Can you write numbers to 4 in the correct order on the number line? Use the number rhymes to help you remember!</p>
	 <p>Deepening: I am going to count to 4. Which number have I missed? 1, 2, __, 4?</p>
	<p>Literacy</p>
Monday	<p>This week we are learning about the police.</p> <p>Can you tell your adult:</p> <ul style="list-style-type: none"> -What do the police do? -When do you call the police? -Why are police important? <p>Listen to A Day at the Police Station to help you. Can you make your own police badge? Remember to write your name! Look at resource 1 to help you.</p>
	<p>Support: Literacy resource 1</p>





Deepening: What else do policeman have? Can you tell your adult?

Tuesday

This week we are going to learn a new sound.

Can you remember what sounds we have learnt so far? Point to each picture and say the sound!



This week we are looking at the **p** sound! Click on this [video](#) to learn all about the p sound!

Can you try and write the letter **p**? Remember we say “down in the lift back up and round the roundabout”. Look at [resource 2](#) to help you! Remember you can write the letter p using lots of different resources!

Support: [Literacy resource 2](#)



Deepening: Can you find 3 things in your house starting with the sound **p**?

Wednesday

Can you remember what sound we are looking at this week?

We are looking at the letter **p**! Can you remember the sound it makes? Watch this [video](#) to help you!

Have a look at these pictures. Can you hear the sound **p** in these words?



Can you think of any other words that start with the **p** sound?

Look at [resource 3](#). Can you spot any picture that starts with the **p** sound? Circle all the pictures that do!

Support: [Literacy resource 3](#)



Deepening: Think of 3 words that end with the **p** sound.

Thursday

Today we are going to blend sounds.

Can you remember all the sounds we have looked at so far? Can you remember how to write them? Use our letter rhymes to help you!



Today we are going to see if we can recognise sounds at the end of our words! This is a super important skill that we will need for Reception!

Have a look at these pictures. Can you say and write the last sound of the word by the picture?

Support: [Literacy resource 4](#)



Deepening: What words can we make using our 'a s t and p' sounds?

Friday

Today we are going to look at rhyming!

Rhyming is when the **end** of the words sound the same. For example, 'dog, frog, jog, hog!'

Today are going to make a silly soup! Look at [resource 5](#). What words rhyme with the word fox? Cut out the words that rhyme with **pig** and put them in our soup!

Support: [Literacy support 5.](#)



Deepening: What words can you think of that rhyme with dog?

Reading

Read a book with your grown up every day. Listen carefully to the stories they read you. What is your favourite part of the story?

Who is your favourite character?

Did you learn any new words?

There are some stories on this [website](#) if you've read all your books at home.

Other Curriculum Subjects

Monday

Physical
Development

We are looking at the **p** sound this week!

Can you make a birthday necklace or bracelet for the pink pig's birthday present out of pasta and string? Look at the pictures below to help you!



Tuesday

Personal,
Social and
Emotional
Development

Listen to the story [What makes you happy?](#)

Discuss with your adults:

-What makes you happy?

-Have you ever felt excited? When did you feel excited?


-Can you remember your first day of Nursery? How did you feel? Why did you feel that way?

Wednesday

Expressive Arts
and Design

This week we are learning about the police.

We are going to make a hand print police car! Can you dip your hand in paint and decorate your hand print like a police car? Look at the picture to help you!



Thursday

Expressive Art
and Design

We are looking at singing and performing familiar songs.

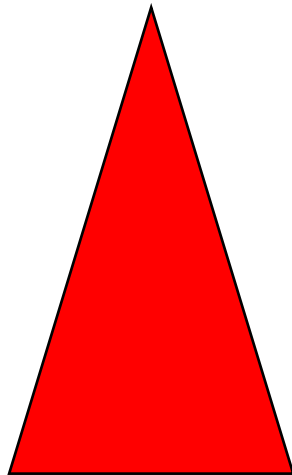
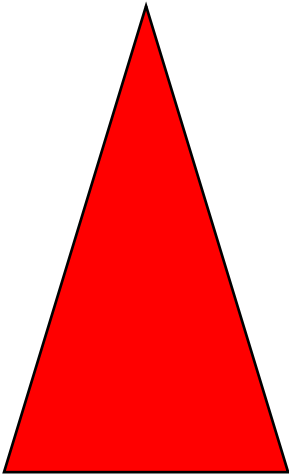




Can you perform '**London's Burning**' to an adult at home? Maybe you can find some items around the house to use as an instrument to help you!

Friday

Physical
Development


Miss Chapman will post the link to the PE recorded lesson in the week to seesaw.

Resource 2



Resource 3

Like a capital I,
cut across the floor
That's the way we
make a 4



Resource 4


--	--	--	--	--

4	1	3	0	2
---	---	---	---	---



Literacy Resources

Resource 1



Resource 2



p p p . .

p p p . .
p

p



Resource 3

Initial Sound I Spy (P)


Find and circle all of the things that begin with p.





The activity sheet features a grid of 20 illustrations. A large green circle with the letter 'P' is in the top right corner. The illustrations include: a violin, a drum, a red clothespin, a pair of shoes, a pencil, a pirate, a plate of food, a book, a stroller, a table, a girl in a red coat, a pig, a girl in a pink dress, a parrot, a mallet, and a frying pan.



Resource 4



Resource 5





Home Learning

