

Nursery Home Learning

Time frame: week beginning: 18.01.2021


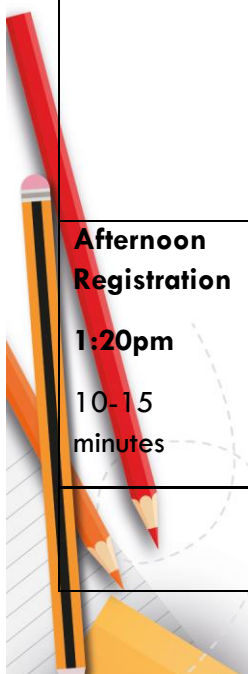
We are so sorry you are unable to be at school. Whilst you stay at home, we want you to keep learning, so please complete the following work I have set for you.

- Look at the work for the correct day of the week for maths, English and the wider curriculum. Our home learning provision each day includes the following: one maths lesson, one English lesson and one wider curriculum lesson.
- **Children are invited to come to all sessions in the week regardless of which side of the week their days fall on. For example, a child that attends Nursery Monday-Wednesday is welcome to attend zooms on Thursday and Friday.**



Nursery Timetable

Zoom	
Wake Up, Shake Up 8:30am 30 minutes	'Wake Up, Shake Up' - Live Fun Fitness Sessions with Mr Bartlett and your schoolmates on Mondays, Tuesdays, Wednesdays and Fridays at 8.30-9.00am. Start your day right with a fun fitness session and challenges with Mr Bartlett and your schoolmates! What better way to move your body, laugh with your friends and feel great for the rest of the day! They are open to all pupils and families at Belleville Wix, no matter your age. You may even spot a few of your teachers getting involved! Daily exercise has the power to improve your health, fitness and learning. Why not give it a go?!
Registration 9:00am	<ul style="list-style-type: none"> • Be dressed in your uniform • Have your resources to hand • Registration • Home learning for the day explained
Literacy 9:05am 15-20 minutes	<ul style="list-style-type: none"> • Teacher to teach the Literacy concept • Pupils sent off to complete their work independently. • Some pupils may stay on with teacher to discuss further.
Maths 10:30am 15-20 minutes	<ul style="list-style-type: none"> • Teacher to teach the Maths concept • Pupils to complete their work independently. • Some pupils may stay on with teacher to discuss further.
Curriculum	<ul style="list-style-type: none"> • Pupils to complete the curriculum work in the home learning document. • Pupils to post their work on Seesaw to be marked by the teacher. • During this time, pupils to have lunch and take some exercise.
Afternoon Registration 1:20pm 10-15 minutes	<ul style="list-style-type: none"> • Whole class reading session. • Pupils to share their work and say goodbye for the day.
	Maths



Monday

Can you work out what number we are looking at this week?

Clue: It is one more than 2.

We are looking at number 3! Can you circle the number 3 on the number line?

[\(Resource 1\)](#).

Today we are going to practice writing number 3. Use our number rhyme to help you! [\(Resource 2\)](#).

Can you find any number 3's around your house? Maybe your door number is 3 or you can find 3 on your clock!

Support: See [Resource 1](#) and [Resource 2](#).



Deepening: Can you find 3 of these objects: pencils, tops, cups?

Tuesday

Today we are looking at different ways to represent the number 3.

We can represent the number 3 using actions! Can you try and show:

-3 jumps

-3 claps

-3 hops.

We can also represent 3 with drawings! Can you draw:

-3 stars

-3 moons

-3 zigzags



Deepening: Have I shown 3 squares? Why/why not?




Wednesday

We have been looking at 3 different numbers: 1, 2 and 3.

There are so many ways we can show these numbers! We can use: fingers, dice, pasta and even write the number!

We have got lots of different ways of representing numbers and we are going to sort them into number: 1, 2 and 3.

Can you sort these pictures into whether they show: 1, 2 or 3? [\(Resource 3\)](#)





Deepening: Think about the ways we have shown the number 3 so far. Is there any other way I can represent the number 3?

Thursday

Today we are going to think about **positional language**.

Watch this [video](#) about positional language.

We use positional language to describe where things are!

Look at these pictures ([Resource 4](#)). Tell your adult where the ball is. Remember to use all those positional language you have learnt!



Deepening: Can you think of any other words for these positional language?

-Under


-Besides

-Above

Friday

This week we are looking at positional language.

Look at these pictures below. Where is the fox?



Look at [Resource 5](#). Can you draw a fireman in these positions?

-Next to the fire engine.

-On top of the fire engine.





-Below the fire engine.



-In front of the fire engine.

-Behind the fire engine.



Deepening: Find a teddy and put it in different places. Get your adult to say where you have put it. Did they use the correct positional language?

	Literacy
Monday	<p>This week we are learning about People Who Help Us: Firefighters.</p> <p>Listen to the ‘Topsy and Tim go to the firefighters’.</p> <p>What is a firefighter?</p> <p>Why do we call firefighters?</p> <p>Would you like to be a firefighter?</p> <p>Make a fire safety poster. Can you explain to an adult what you have drawn?</p> <p>Support: Resource 1.</p> <p> Deepening: Can you write the initial sound of each drawing next to the picture?</p>
Tuesday	<p>This week we are learning to know the letter t.</p> <p>Watch this video about the ‘t’ sound!</p> <p>Practise writing and saying the sound t. We say “Down in the lift jump off and a sphere”. Can you practise writing the letter t? Use Resource 2 to help you.</p> <p>Support: Resource 3.</p> <p> Deepening: can you find 3 things in your house that start with the t sound?</p>
Wednesday	<p>We are looking at the t sound this week.</p> <p>What words can you think of that start with the t sound?</p> <p>Look at Resource 3. Can you feed the troll the items that start with the t sound?</p> <p>Support: Resource 4</p> <p> Deepening: Can you write the first and last sound next to the pictures?</p>
Thursday	<p>Can you tell your adult what sound we are looking at this week?</p> <p>Have a look around your house for anything you can find starting with t. Can you draw a picture of it? Remember to write the letter t next to the picture!</p> <p> Deepening: Can you think of any words that end with the t sound?</p>



Friday

We have been learning lots of new sounds! Click on the letter to remind yourself what sound these letters make! So far we have looked at the [s](#) and [a](#) and [t](#) sound.

We have got lots of different pictures. Some start with the **s** sound, some start with the **a** sound and some with the **t** sound. Can you sort the pictures into ones that start with **a**, ones that start with **s** and ones that start with **t**?

Support: [Resource 5](#).



Deepening: See if you can write the word sat! What sounds can you hear in this word?

Reading

Read a book with your grown up every day. Listen carefully to the stories they read you. What is your favourite part of the story?

Who is your favourite character?

Did you learn any new words?

There are some stories on this [website](#) if you've read all your books at home.

Other Curriculum Subjects

Monday

Expressive Arts
and Design

We are looking at firefighters. Firefighters put out fire! Can you make a fire collage with different coloured paper or any resources that you have at home? You could old wrappers, crayons, paints....anything that works!



Tuesday

Personal,
Social and
Emotional
Development

This week we are looking at **asking questions**.

What questions have you asked in our home learning?

What questions would you like to ask?

These are some question stems you could use in your thinking:

- I wonder how we could make
- I wonder what will happen if
- I wonder why that hasn't worked?
- I wonder what else we could do?
- I wonder what we will need to take when we go to

Wednesday

Expressive Arts
and Design

We are looking at firefighters! Firefighters drive fire engines. Find different materials around your house. Can you make a junk model fire engine? Look at these pictures to help you!



Thursday

Understanding
the World

Firefighters have lots of different jobs! Look at these pictures of firefighters helping. What jobs are they doing? ([Resource 1](#))

Friday

Physical
Development

Miss Chapman will post the link to Mr Bartlett's PE lesson on seesaw.

Miss Chapman


Maths Resources

Resource 1

0 1 2 3 4 5 6 7 8 9 10



Resource 2





Resource 3



3

three



1

one




1, 2 and 3 Maths Sorting Activity

Can you sort 1, 2 and 3?

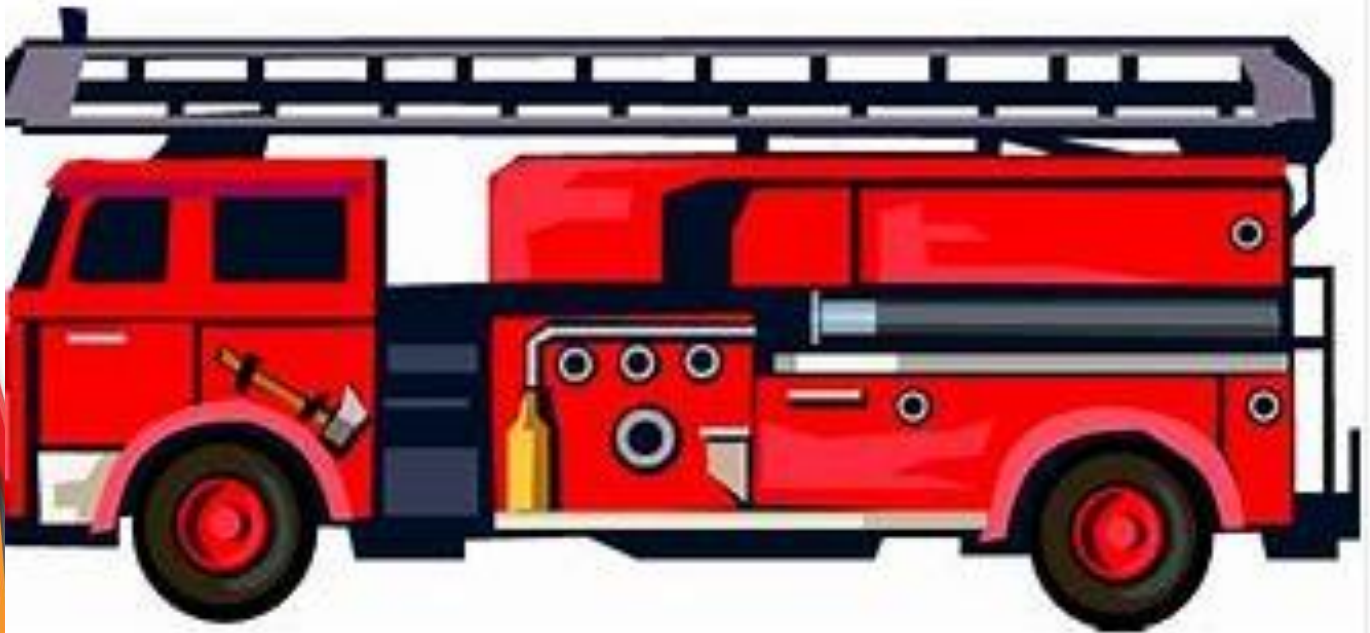
1	one		2	two		3	three	



Resource 4



Resource 5



Literacy Resources

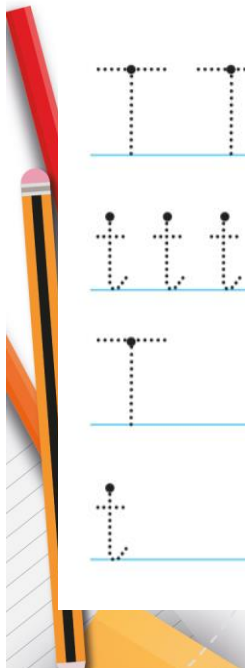
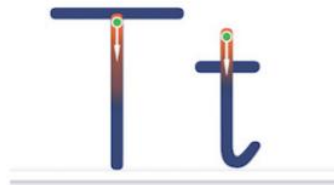
Resource 1



Resource 2



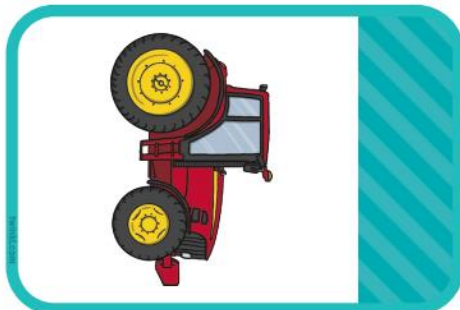
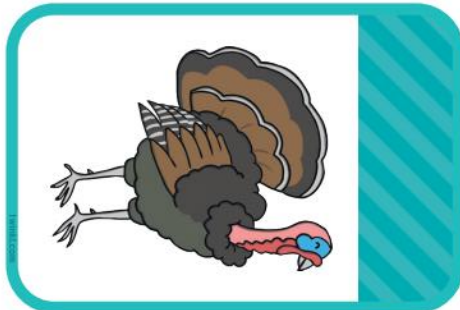
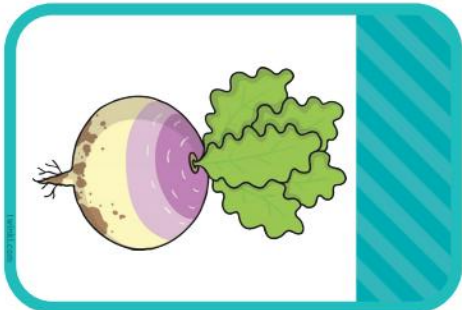
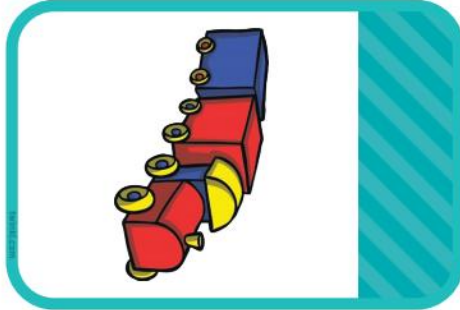



Trace and write the letter t



Resource 3





Resource 5


s, a, t, p, i, n Matching Activity


Can you sort the pictures by their initial sound?

s

a

t





UTW resources

Resource 1

