



# Belleville Wix Academy

## Nursery Home Learning

Time frame: week beginning: 05/01/2021

We are so sorry you are unable to be at school. Whilst you stay at home, we want you to keep learning, so you can complete the following work set for you.

- **If you'd like to show me what you have been doing you can upload it to seesaw for me to see!**
- Choose the work for the correct day of the week. Our home learning provision each day includes the following: one maths lesson, one English lesson and a curriculum subject of your child's choice.
- **Children are invited to come to all sessions in the week regardless of which side of the week their days fall on. For example, a child that attends Nursery Monday-Wednesday is welcome to attend zooms on Thursday and Friday.**



## Nursery Timetable

<b>Zoom</b>	
<b>Wake Up, Shake Up</b> <b>8:30am</b> 30 minutes	<b>'Wake Up, Shake Up' - Live Fun Fitness Sessions with Mr Bartlett and your schoolmates on Mondays, Tuesdays, Wednesdays and Fridays at 8.30-9.00am.</b> Start your day right with a fun fitness session and challenges with Mr Bartlett and your schoolmates! What better way to move your body, laugh with your friends and feel great for the rest of the day! They are open to all pupils and families at Belleville Wix, no matter your age. You may even spot a few of your teachers getting involved! Daily exercise has the power to improve your health, fitness and learning. Why not give it a go?!
<b>Registration</b> <b>9:00am</b>	<ul style="list-style-type: none"> <li>• Be dressed in your uniform</li> <li>• Have your resources to hand</li> <li>• Registration</li> <li>• Home learning for the day explained</li> </ul>
<b>Literacy</b> <b>9:05am</b> 15-20 minutes	<ul style="list-style-type: none"> <li>• Teacher to teach the Literacy concept</li> <li>• Pupils sent off to complete their work independently.</li> <li>• Some pupils may stay on with teacher to discuss further.</li> </ul>
<b>Maths</b> <b>10:30am</b> 15-20 minutes	<ul style="list-style-type: none"> <li>• Teacher to teach the Maths concept</li> <li>• Pupils to complete their work independently.</li> <li>• Some pupils may stay on with teacher to discuss further.</li> </ul>
<b>Curriculum</b>	<ul style="list-style-type: none"> <li>• Pupils to complete the curriculum work in the home learning document.</li> <li>• Pupils to post their work on Seesaw to be marked by the teacher.</li> <li>• During this time, pupils to have lunch and take some exercise.</li> </ul>
<b>Afternoon Registration</b> <b>1:20pm</b> 10-15 minutes	<ul style="list-style-type: none"> <li>• Whole class reading session.</li> <li>• Pupils to share their work and say goodbye for the day.</li> </ul>

Maths (10.30-10.50)	
Tuesday	<p><b>This week we are looking at the number 1.</b>            Try and write the number 1. Use the sheet below to help you. (Maths resource 1)            Show your grown up one finger.            Show your grown up one toy.            Show your grown up one shoe.            Can you find 1 of any other objects?</p>
Wednesday	<p>Use lots of coloured pencils to write the number 1 in the outline. (Maths resource 2)            You can count one object but you can also count 1 action.            Do 1 jump.            Hop 1 time.            Clap 1 time.            Can you think of anything else that you can do once?</p>
Thursday	<p>Circle the groups of 1. (Maths resource 3)            Can you draw:            1 circle            1 straight line            1 zigzag            Can you think of anything else that you can draw 1 of?</p>
Friday	<p>Today we are going to think about <b>weight</b>.            Watch this <a href="#">video</a>.            Find 1 heavy thing in your house.            Find 1 light thing in your house.            Which is easier to lift up?</p>
Literacy/Phonics (9-9.20)	
Tuesday	<p>This week we are learning about People Who Help Us: <b>doctors and nurses</b>            Listen to the story '<a href="#">Topsy and Tim go to Hospital</a>'            How do doctors and nurses help us?            Have you ever been to the doctors or the hospital?            Draw a rainbow to put in your window to make the doctor and nurses in London smile on their way to work. (Literacy resource 1)</p>
Wednesday	<p>This week we are learning to know the letter <b>s</b>            Watch this <a href="#">video</a>.            Practise writing and saying the sound <b>s</b>. We say "Over the rainbow and a snake's tail" to help us know how to write it. (Literacy resource 2 + snip of formation and rhyme)</p>
Thursday	<p>Look at the pictures below. (Literacy resource 3)            Circle or point to the things that start with the sound <b>s</b>.            Can you find some other things in your house that start with the sound <b>s</b>?</p>

Friday	<p>What is this animal? (Literacy resource 4)</p> <p>Cut out the snake or draw your own and say your s sound while you do. Decorate your snake with the letter s. Remember: "Over the rainbow and a snake's tail."</p>
Reading	
<p>Read a book with your grown up every day. Listen carefully to the stories they read you.</p> <p>What is your favourite part of the story?</p> <p>Who is your favourite character?</p> <p>Did you learn any new words?</p> <p>There are some stories on this <a href="#">website</a> if you've read all your books at home.</p>	
Other Curriculum Subjects	
Physical Development	<p>Help your grown up with some jobs around the house this week.</p> <p>Using our hands helps us to learn how to hold a pencil.</p> <p>You could help:</p> <p>Peg up the washing.</p> <p>Make a snack.</p> <p>Open packets.</p>
Personal, Social and Emotional Development	<p>This week we are focussing on being excellent learners who are <b>not afraid to make mistakes</b> in all our learning.</p> <p>When you are doing your learning jobs this week if it gets tricky, don't give up or get cross! Excellent learners know that mistakes help us to learn to do things even better.</p>
Expressive Arts and Design	<p>This week we are thinking about Nursery Rhymes.</p> <p>Do you know any?</p> <p>Have a look at this <a href="#">website</a>.</p> <p>Choose your favourite and have a go at singing it. If you'd like to upload it to seesaw for me to see I would love to hear it!</p>
Understanding the World	<p>This term we are learning about People Who Help Us</p> <p>Talk to your grown up about the people on the activity below. Which problem do you think each person could help with? (UTW resource 1)</p>





Maths Resources

Resource 1




Just straight down,  
Then you're done  
That's the way  
we make a 1

**Resource 2**



**Resource 3**





Literacy/Phonics

Resource 1



Resource 2



over the rainbow...  
S  
and a snake's tail

---

**Resource 3**





**Resource 4**


## Spiral Snake Cutting Skills

Cut along the thick black line to create a long, spiral-shaped snake.



Resource 1

I need to cross the road.



I need help with my work.



There is a fire.



I have hurt my knee.



Who can help us with each scenario?









