

Nursery Home Learning

Time frame: week beginning: 11.01.2021


We are so sorry you are unable to be at school. Whilst you stay at home, we want you to keep learning, so please complete the following work I have set for you.



- Look at the work for the correct day of the week for maths, English and the wider curriculum. Our home learning provision each day includes the following: one maths lesson, one English lesson and one wider curriculum lesson.
- **Children are invited to come to all sessions in the week regardless of which side of the week their days fall on. For example, a child that attends Nursery Monday-Wednesday is welcome to attend zooms on Thursday and Friday.**



Nursery Timetable

Zoom	
Registration	<ul style="list-style-type: none"> • Be dressed in your uniform • Have your resources to hand

9:00am	<ul style="list-style-type: none"> • Registration • Home learning for the day explained
English 9:05am	<ul style="list-style-type: none"> • Teacher to teach the English concept – up to 20 minutes. • Pupils sent off to complete their work independently. • Some pupils may stay on with teacher to discuss further.
Maths 10:30am	<ul style="list-style-type: none"> • Teacher to teach the Maths concept – up to 20 minutes. • Pupils to complete their work independently. • Some pupils may stay on with teacher to discuss further.
Curriculum	<ul style="list-style-type: none"> • Pupils to complete the curriculum work in the home learning document. • Pupils to post their work on Seesaw to be marked by the teacher. • During this time, pupils to have lunch and take some exercise.
Afternoon Registration 1:20pm	<ul style="list-style-type: none"> • Whole class reading session. • Pupils to share their work and say goodbye for the day.
	Maths
Monday	<p>This week we are looking at the number 2.</p> <p>Have a listen to this song about number 2.</p> <p>Can you find two of these objects around your house?</p> <ul style="list-style-type: none"> - 2 shoes - 2 gloves - 2 socks <p>We are going to have a go at writing number 2.</p>
	Support: See Maths resource 1 .
	 Deepening: Go around your house and see if you can spot any number 2s!



Tuesday

Use lots of coloured pencils to write the number 2 in the outline. ([Maths resource 2](#))

You can count one object but you can also count 1 action.

- Do 2 star jumps.
- Tap your head 2 times.
- Stamp your feet 2 times.

Can you think of anything else that you can do two times?



Deepening: Can somebody in your family clap. How many times have they clapped?

Wednesday

Circle the groups of 2. ([Maths resource 3](#))

Can you draw:

- 2 circles.
- 2 stars.
- 2 lines.



Deepening: Discuss with an adult. I have a pair of socks. Do I have 2 socks?

Thursday

Today we are going to think about **length**.

Watch this [video](#) about length.

Length we use to measure different things! We can use these specially words to describe length: **longer** and **shorter**.

Look at these pictures ([Maths resource 4](#)). Can you put them in order from longest to shortest?



Deepening: Choose 3 different objects around your house. Can you put them in order from longest to shortest?

Friday

Today we are going to be detectives! We are going to use our hands to see how long different objects around our house are. Using your hands, can you tell me how many hands long these objects are:

-Table

-Chair

-Pillow

-Rug

For example, a chair is 3 hands long!



Deepening: Which is the longest item you found? How do you know?

Writing

Monday

This week we are learning about People Who Help Us: **Dentists**.

Listen to the ['Going to the Dentist'](#).

How do dentists help us?

Why do people go to the Dentist?

Have you ever been to the Dentist?

Can you make a poster about what you might find at the Dentist? Can you try and write the first sound of each word next to it?

Support: [Literacy resource 1](#)



Deepening: Is the dentist the same as a doctor? How are they the same? How are they different?


Tuesday

This week we are learning to know the letter **a**

Watch this [video](#)

Practise writing and saying the sound **a**. We say "Over the big fat tummy up, down and jump off" to help us know how to write it.

Support: [Literacy resource 2](#)





Deepening: How many different words can you think of that start with the 'a' sound?

Wednesday

Look at the pictures below.

Circle or point to the things that start with the sound **a**.

Challenge yourself! Can you write the 'a' sound next to the picture?

Support: [Literacy resource 3](#)



Deepening: Can you write the first and last sound next to the pictures?

Thursday

What is this animal?



Cut out the ant or draw your own and say your **a** sound while you do.

Decorate your with the letter **a**. Remember: "Over the big fat tummy up, down and jump off"

Support: [Literacy resource 4](#)



Deepening: Can you think of any words that have the **a** sound in the middle?

Friday

We have been learning lots of new sounds! So far we have looked at the **s** and **a** sound. Click on the letter to remind yourself what sound these letters make!

We have got lots of different pictures. Some start with the **s** sound and some start with the **a** sound. Can you sort the pictures into ones that start with **a** and ones that start with **s**?

Support: [Literacy resource 5](#)



Deepening: Have a go at writing a word or sound to go with each picture.

Reading

Read a book with your grown up every day. Listen carefully to the stories they read you. What is your favourite part of the story?

Who is your favourite character?

Did you learn any new words?

There are some stories on this [website](#) if you've read all your books at home.

Other Curriculum Subjects


<p>Monday</p> <p>Understanding the World</p>	<p>We are looking at Dentists this week.</p> <p>With your toothbrush can you practise brushing your teddies teeth?</p> <p>Can you brush your own teeth? Remember we need to brush twice a day to keep them nice and clean!</p>
<p>Tuesday</p> <p>Personal, Social and Emotional Development</p>	<p>This week we are focussing on being excellent learners who are not giving up in all our learning.</p> <p>Can you think of a time you found a task tricky? Did you keep trying? Record your answer and put it on Seesaw!</p>
<p>Wednesday</p> <p>Expressive Arts and Design</p>	<p>We are going to make a tooth picture! Stick marshmallows or cotton wool onto this picture of a face. Try drawing your own face to stick the materials onto! (EAD resource)</p>
<p>Thursday</p> <p>Understanding the World</p>	<p>This term we are learning about Dentists.</p> <p>Some food items are good for your teeth and some are not so good. We need to make sure we try and eat as many good foods as we can! Look at these pictures. Have a look at these pictures. Can you sort them into food that is good for your teeth and food that are bad for your teeth? (UTW resource)</p>
<p>Friday</p> <p>Physical Development</p>	<p>Miss Chapman will post the link to the PE recorded lesson in the week to seesaw.</p>

Miss Chapman




Maths Resources


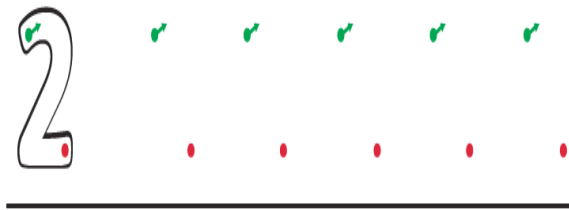

Resource 1



A swan has a head
and a neck
that's true
and a flat
bottom for a
number 2



Resource 2





2




3



Resource 4





Literacy Resources

Resource 1

Dentists!



t



d



b



g




Resource 2

over the rainbow.
big fat tummy.



a

up down and
jump off

Resource 3



Resource 4







Home Learning

Resource 5

S

a








Home Learning

Resources Curriculum

EAD resource

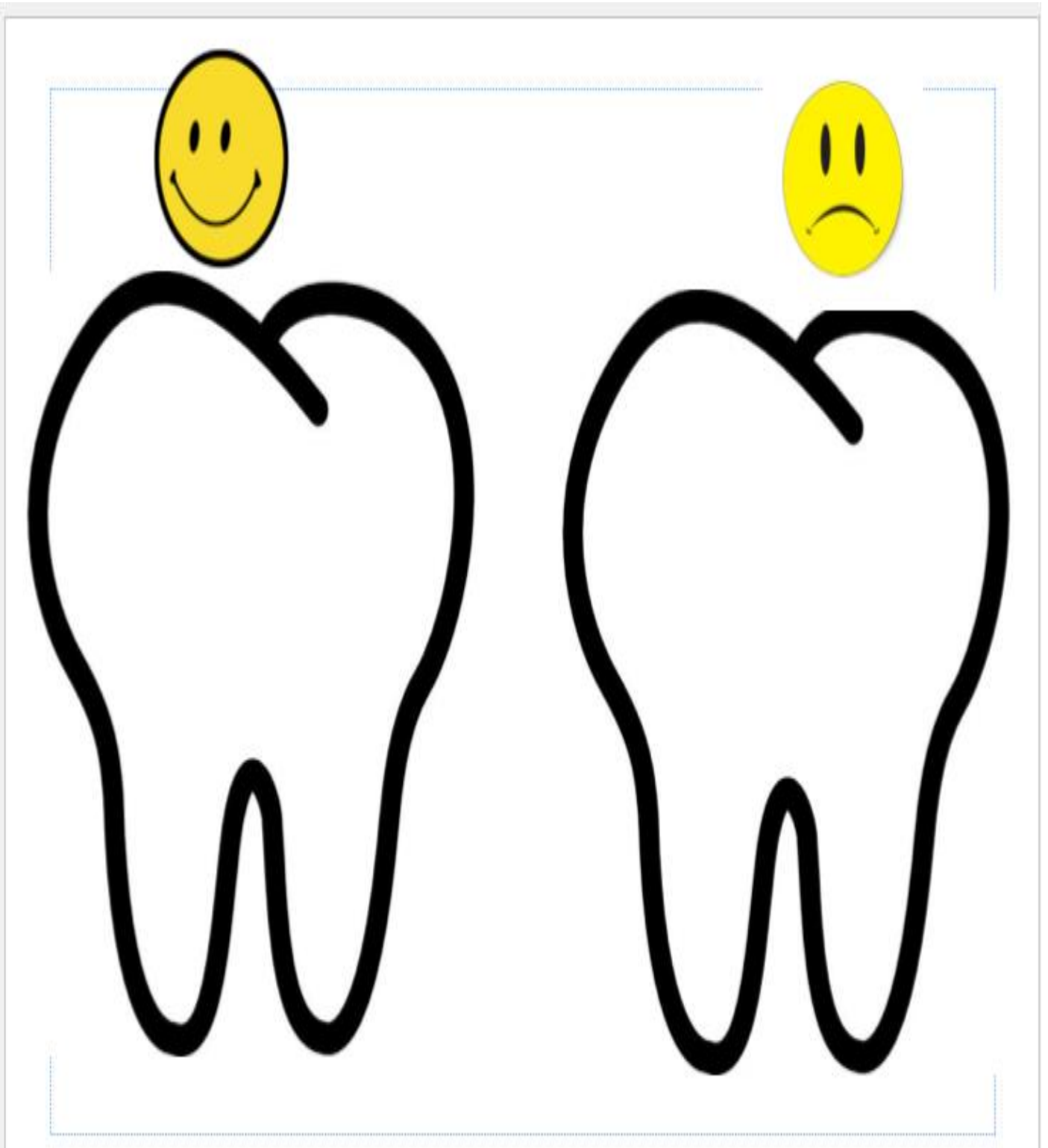




Home Learning

UTW resource







Home Learning

